

# TheFA **PLAYER**

---

## HOW TO CAST

---

User Guide

# What is casting?

Casting is the most seamless way to get content from an app or webpage onto a different device, so you can cast The FA Player from the app or webpage onto a number of third-party casting devices.

Webpage	Google Chromecast
Android App	Google Chromecast, Amazon Fire TV and Roku
iOS App	Google Chromecast, Apple Airplay, Amazon Fire TV and Roku

**GOOGLE CHROMECAST**  
**APPLE AIRPLAY**  
**AMAZON FIRESTICK**  
**ROKU**




For further help and assistance, please email:  
[thefoplayer@thefa.com](mailto:thefoplayer@thefa.com)

# GOOGLE CHROMECAST

A Google Chromecast is a device that you plug into your TV’s HDMI port, powered by a USB cable. The device comes with ready-made apps such as Netflix, YouTube and the Google Play Store. Streamcast, across web and apps, works with Google Chromecast.

★ Your Chromecast device must have the latest software update to work. More details on this are displayed at the end of this section.

## What you need to get started

A Chromecast device	
Latest version of the Google Home app	
Latest version of Google app	
A Google account	
A display device with an HDMI input, for example, a high-definition television (HDTV)	
A mobile device or tablet	
The compatible mobile device or tablet must support a 5GHz connection to set up Chromecast. <b>Note: A WPA2-Enterprise network is not supported.</b>	
Meet the minimum Operating System (OS) requirements to run the Google Home app	
An internet connection	
Access to a secure wireless network. Make sure you have the wireless network password handy.	
Availability and performance of certain features, services and applications are device and network dependent and may not be available in all areas; subscription(s) may be required, and additional terms, conditions and/or charges may apply.	

# How to get started with Google Chromecast (first time)

## **STEP 1**

Plug in your Chromecast device. Then either plug the other end of the USB power cable into an open USB port on your TV OR into the included power adapter which you'll then plug into a power outlet.

---

## **STEP 2**

Connect your Chromecast device. Double check the Chromecast and the mobile device or tablet you're using to set up Chromecast with are both on the same Wi-Fi network.

---



## **STEP 3**

Download the Google Home app.

---

### **STEP 3a**

On the Google Home app's home screen;

- tap Add 
  - Set up device 
  - Set up new devices
- 

### **STEP 3b**

Follow the remaining steps.

---

## **STEP 4**

Set up Chromecast

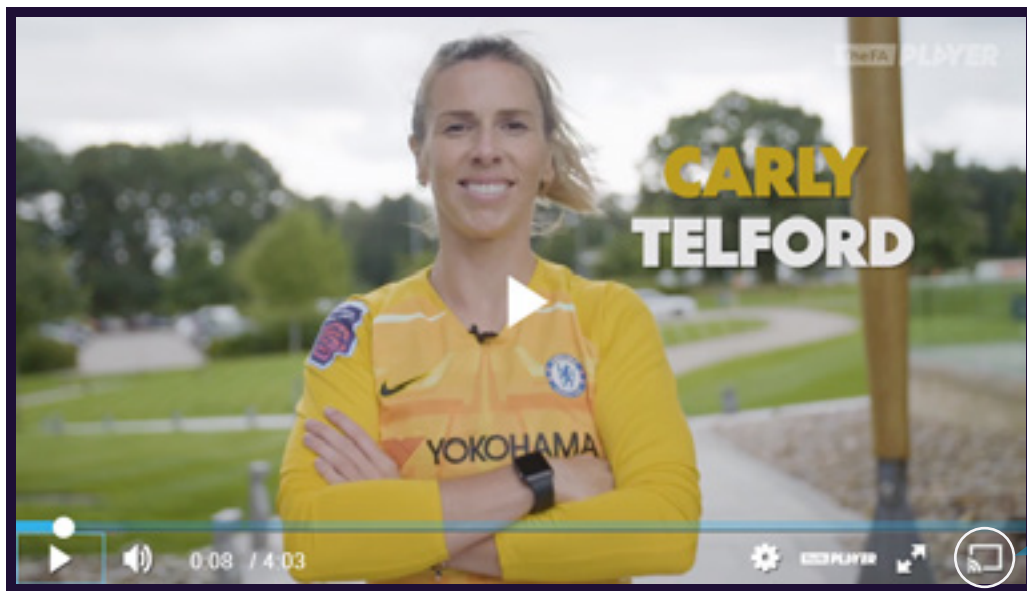
---

## **STEP 5**

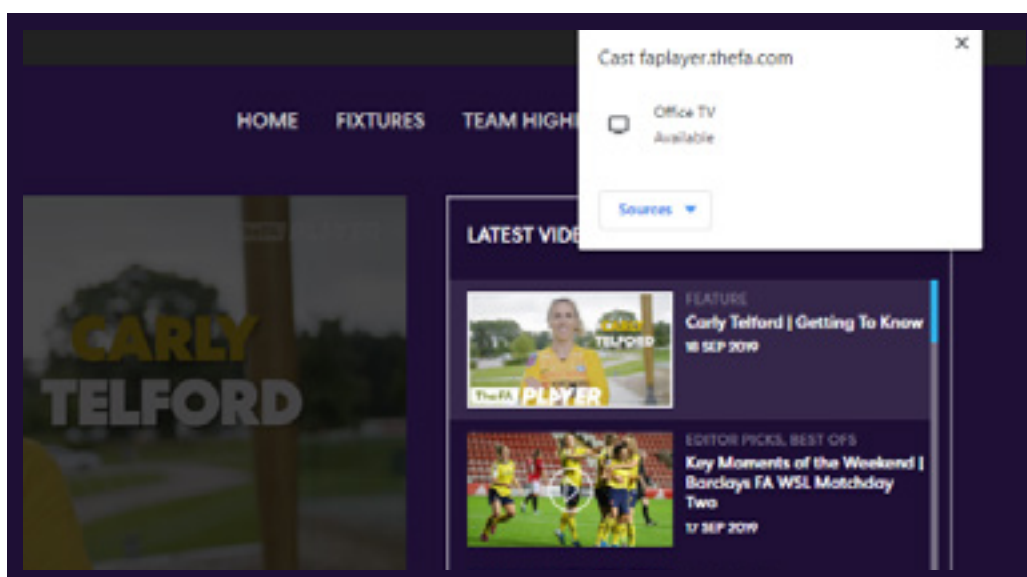
Cast content.

---

# How use Google Chromecast on web

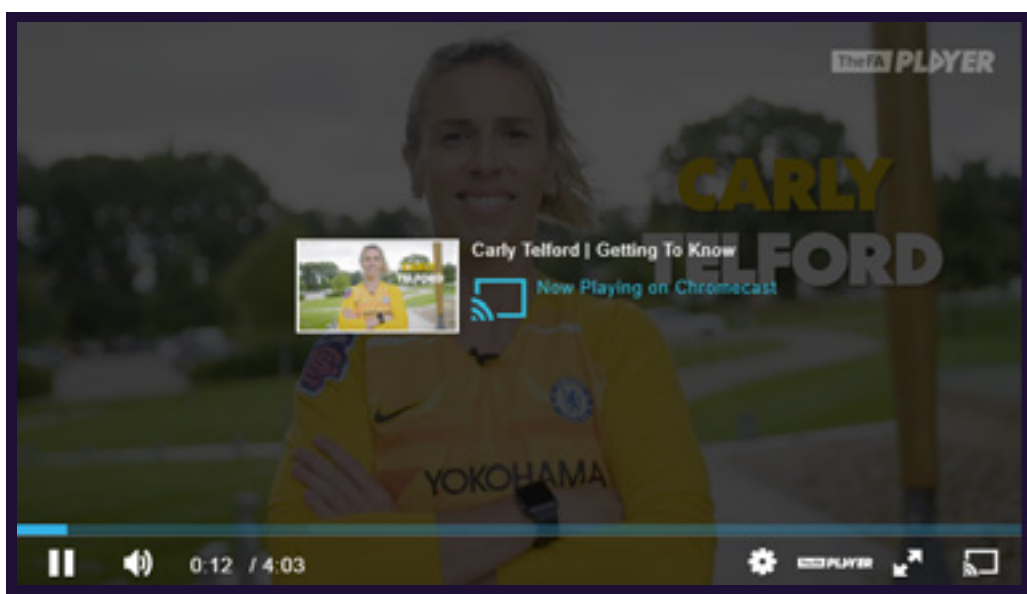


There's a **Google Chrome casting symbol** on The FA Player, this will be present on the web and across Android and iOS app.



On the web this will then bring up the following option. Choose from the available casting options open to you.

You would have given any of the available options a name when you initially set up your device through the Google Home app.



Once you've connected to your Google Chromecast the video will start playing and you'll see the following message on The FA Player.



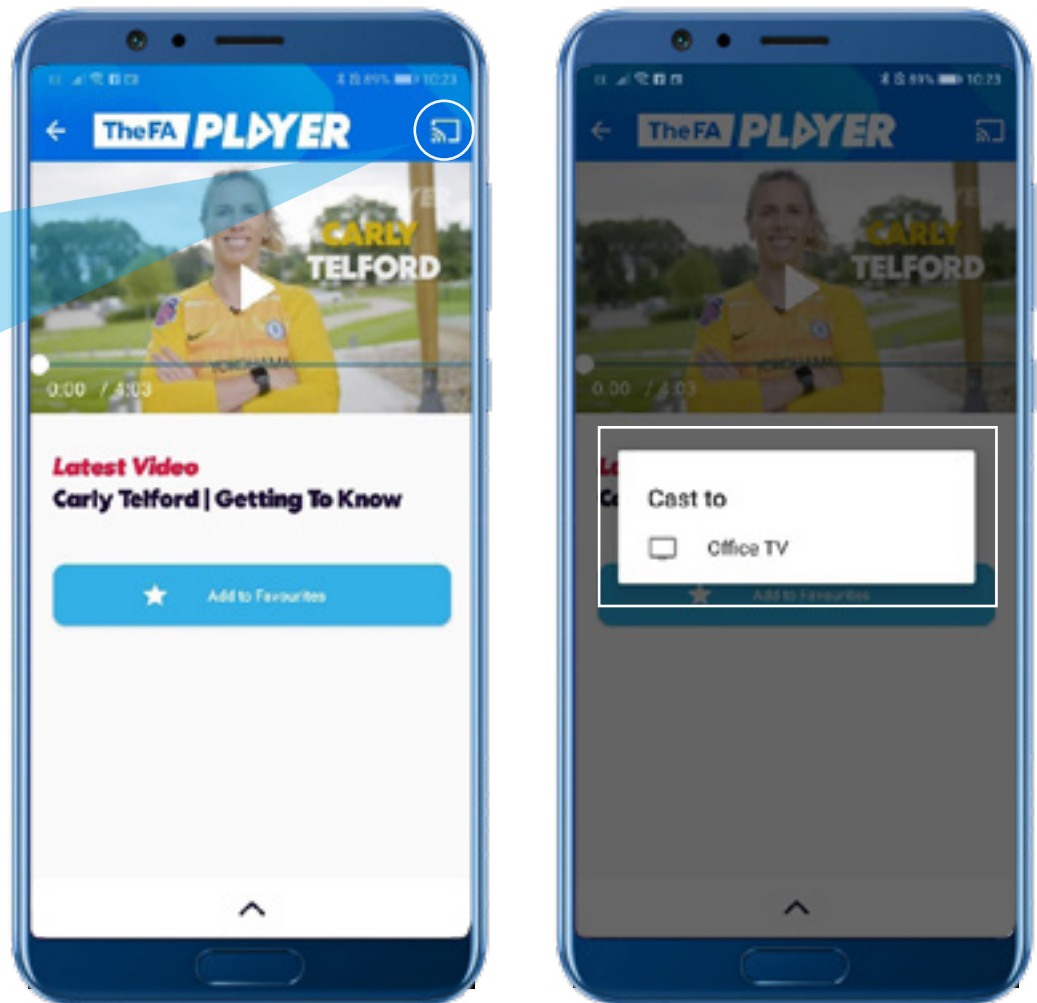
**We always recommend if you're on a web browser to use Google Chrome with Google Chromecast.**

# How to use Google Chromecast on your app

Unlike the web, the Google Chromecast symbol is above The FA Player video player.



Once selected you'll be able to choose one of your available casting options.



## How to update your Chromecast

If your device has been set up to update automatically you can simply unplug your device from your TV (USB and HDMI) and plug it back in. Once your device starts up again it should update if a new firmware update is available.

If not, then you'll have to go to your Google Home app and click on the '...' at the top right of the app. From here you'll see some advanced options, one of them being to reboot your device. Once rebooted your device should start to download the latest firmware update, again – if available.



# APPLE AIRPLAY

Apple Airplay is similar to Google Chromecast, but is only available to iOS or third-party supported devices. The new generation of the technology 'Airplay 2' will be supported on new smart TV's such as Samsung and Sony – but you'll need to make sure your TV is compatible.

## How to use Airplay on Web

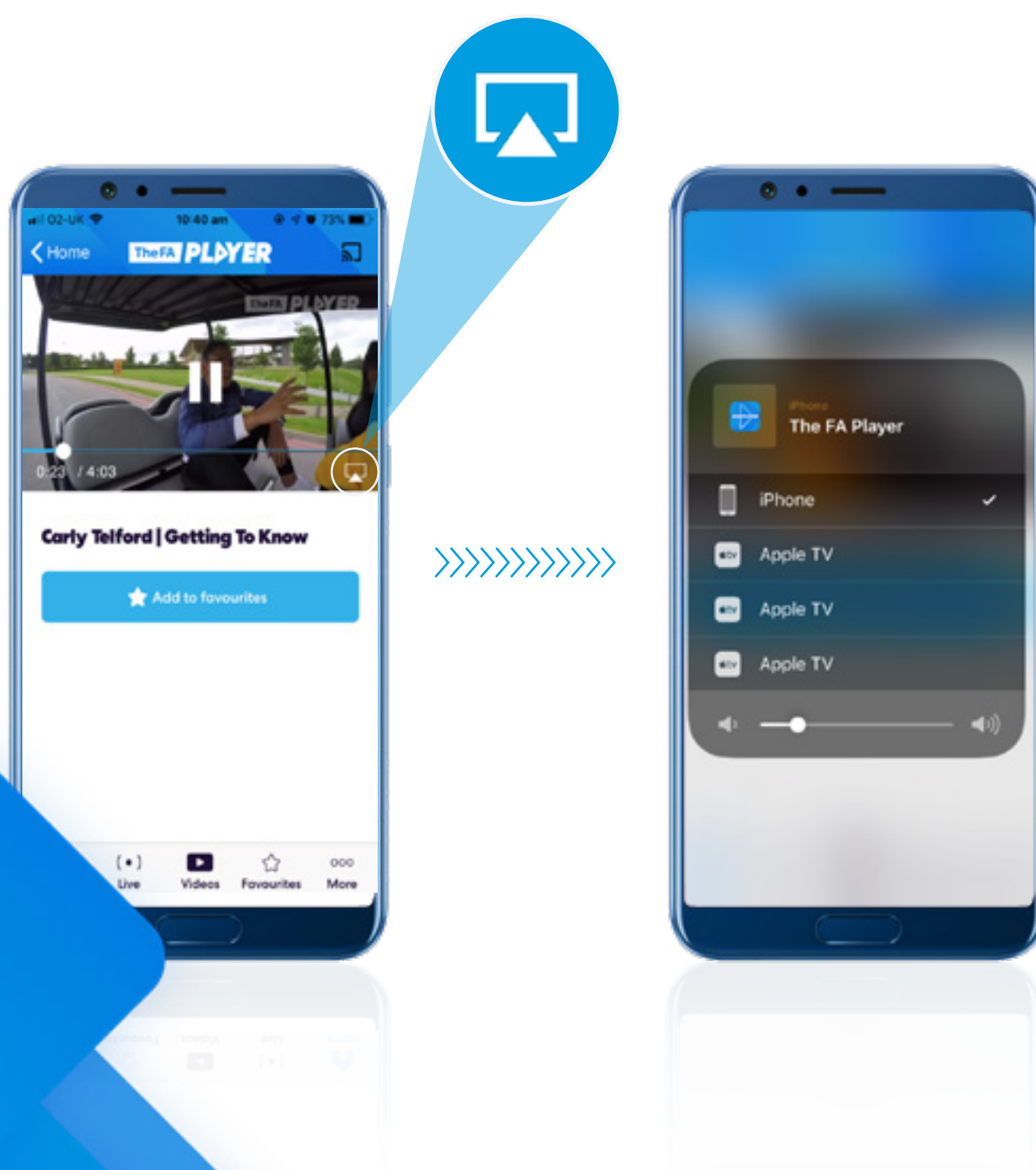
You can only use Airplay on web through Safari. The FA Player doesn't support Airplay but you can still airplay the entire browser and move the video to full screen to mimic the experience.



# How to use Airplay on iOS app

Airplay is only available on the iOS version of the app.

Please select the Airplay symbol on The FA Player, this will open a list of available casting options to the user. Once one of these options is selected the video will begin to stream.

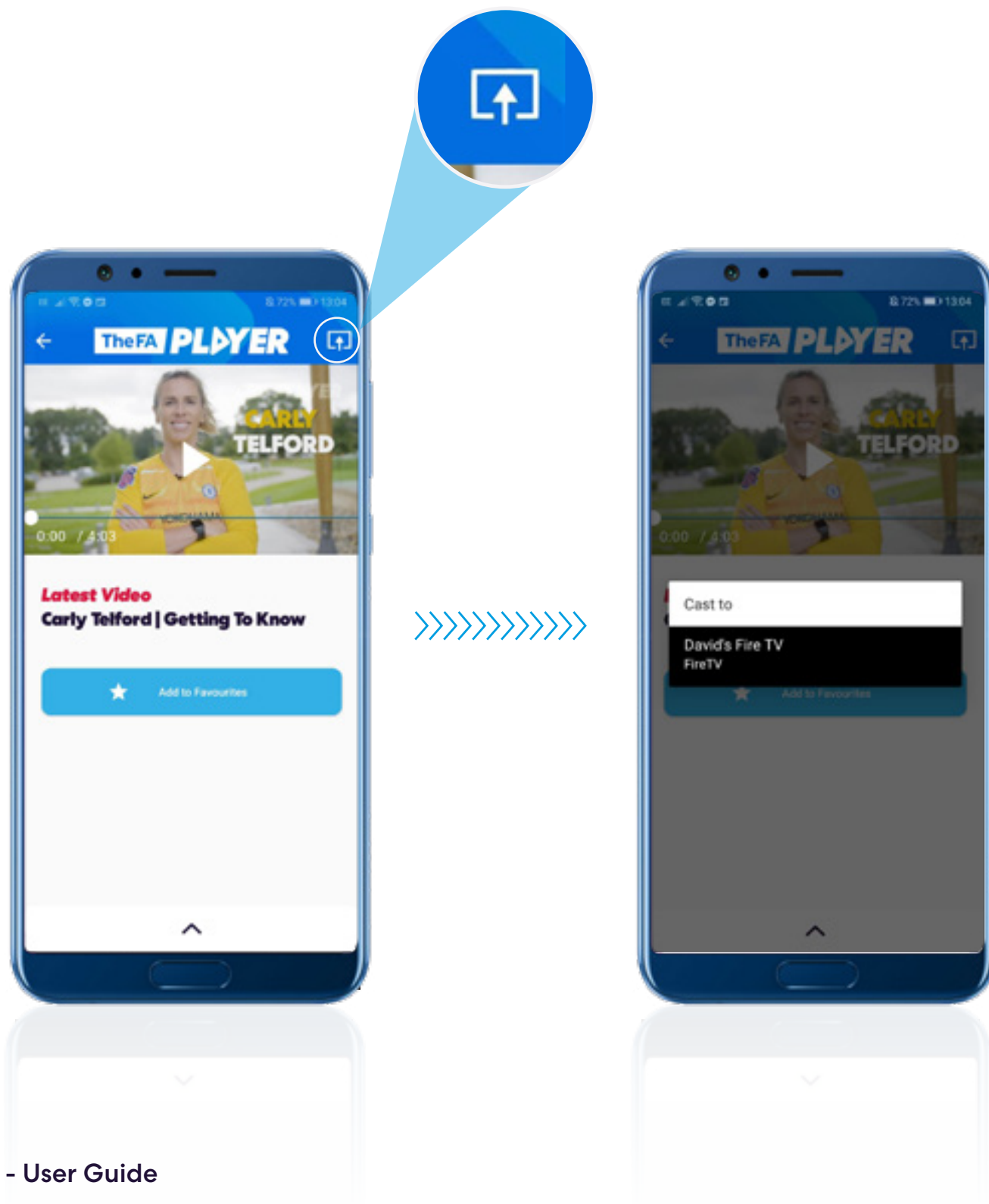




# AMAZON FIRESTICK

You can stream to Amazon Firestick, via the Android and iOS app.

When your Firestick is on the same Wi-Fi network as the device you can cast to any of the available casting options open to you.





You can also stream to Roku devices, although this is only available on Android and iOS apps. Like all casting options, you'll need to make sure your Roku device is on the same Wi-Fi connection as the device you're casting from.

Once this is assured, you should see your Roku device as an option along with other casting options.

