

## THE FA – FOOTBALL AGENT FEES

In accordance with the FA Football Agent Regulations, The FA publish a list of the total payments made to Football Agents by Clubs in the Premier League, EFL and National League System as well as the Women’s Super League and Women’s Super League 2.

Payments included in these figures may have been made in relation to transactions that were entered into before the first date of this reporting period. As a result, the total payment figure per Club will not necessarily relate directly to those transactions listed involving a Football Agent registered in England for the same period.

### THE MEN’S GAME

**REPORTING PERIOD: 4<sup>th</sup> February 2025 to 2<sup>nd</sup> February 2026**

League	NET total paid to Football Agents
PREMIER LEAGUE	£460,300,308
EFL CHAMPIONSHIP	£69,665,489
EFL LEAGUE ONE	£14,041,489
EFL LEAGUE TWO	£2,613,332
NATIONAL LEAGUE SYSTEM	£1,174,550
<b>TOTAL</b>	<b>£547,795,168</b>

### THE WOMEN’S GAME

**REPORTING PERIOD: 4<sup>th</sup> February 2025 to 3<sup>rd</sup> February 2026**

League	NET total paid to Football Agents
WOMEN’S SUPER LEAGUE	£3,797,914
WOMEN’S SUPER LEAGUE 2	£528,778
<b>TOTAL</b>	<b>£4,326,692</b>

This information has been made publicly available pursuant to the FA Football Agent Regulations.

The information has been included in good faith for football regulatory purposes only and no undertaking, representation or warranty (express or implied) is given as to its accuracy, reliability or completeness.

We cannot guarantee that any information displayed has not been changed or modified through malicious attacks or “hacking”.

## Football Agent Fees – 4<sup>th</sup> February 2025 to 2<sup>nd</sup> February 2026

The information below represents all Football Agents' fees paid by Clubs during the specified period

CLUB	NET TOTAL
AFC BOURNEMOUTH	£20,883,523
ARSENAL	£32,149,359
ASTON VILLA	£38,444,289
BRENTFORD	£12,743,523
BRIGHTON & HOVE ALBION	£19,520,800
BURNLEY	£7,357,902
CHELSEA	£65,102,247
CRYSTAL PALACE	£16,848,734
EVERTON	£9,990,374
FULHAM	£11,434,784
LEEDS UNITED	£13,990,935
LIVERPOOL	£33,881,544
MANCHESTER CITY	£37,358,301
MANCHESTER UNITED	£31,777,462
NEWCASTLE UNITED	£20,284,806
NOTTINGHAM FOREST	£12,210,822
SUNDERLAND	£10,627,772
TOTTENHAM HOTSPUR	£21,384,701
WEST HAM UNITED	£18,348,058
WOLVERHAMPTON WANDERERS	£25,960,372
<b>TOTAL</b>	<b>£460,300,308</b>

This information has been made publicly available pursuant to the FA Football Agent Regulations.

The information has been included in good faith for football regulatory purposes only and no undertaking, representation or warranty (express or implied) is given as to its accuracy, reliability or completeness.

We cannot guarantee that any information displayed has not been changed or modified through malicious attacks or "hacking".

## Football Agent Fees – 4<sup>th</sup> February 2025 to 2<sup>nd</sup> February 2026

The information below represents all Football Agents' fees paid by Clubs during the specified period

CLUB	NET TOTAL
BIRMINGHAM CITY	£1,996,502
BLACKBURN ROVERS	£676,980
BRISTOL CITY	£2,774,990
CHARLTON ATHLETIC	£904,698
COVENTRY CITY	£1,497,990
DERBY COUNTY	£1,409,507
HULL CITY	£2,450,431
IPSWICH TOWN	£11,738,920
LEICESTER CITY	£5,866,587
MIDDLESBROUGH	£2,900,314
MILLWALL	£1,982,348
NORWICH CITY	£4,020,206
OXFORD UNITED	£1,235,536
PORTSMOUTH	£831,818
PRESTON NORTH END	£1,831,233
QUEENS PARK RANGERS	£1,829,036
SHEFFIELD UNITED	£5,005,498
SHEFFIELD WEDNESDAY	£534,559
SOUTHAMPTON	£8,381,358
STOKE CITY	£2,088,886
SWANSEA CITY	£3,088,645
WATFORD	£1,612,833
WEST BROMWICH ALBION	£1,346,030
WREXHAM	£3,660,584
<b>TOTAL</b>	<b>£69,665,489</b>

This information has been made publicly available pursuant to the FA Football Agent Regulations.

The information has been included in good faith for football regulatory purposes only and no undertaking, representation or warranty (express or implied) is given as to its accuracy, reliability or completeness.

We cannot guarantee that any information displayed has not been changed or modified through malicious attacks or "hacking".

## Football Agent Fees – 4<sup>th</sup> February 2025 to 2<sup>nd</sup> February 2026

The information below represents all Football Agents' fees paid by Clubs during the specified period

CLUB	NET TOTAL
AFC WIMBLEDON	£179,918
BARNLEY	£340,010
BLACKPOOL	£508,321
BOLTON WANDERERS	£674,757
BRADFORD CITY	£370,343
BURTON ALBION	£361,082
CARDIFF CITY	£1,719,640
DONCASTER ROVERS	£158,005
EXETER CITY	£101,342
HUDDERSFIELD TOWN	£1,531,425
LEYTON ORIENT	£258,332
LINCOLN CITY	£209,684
LUTON TOWN	£3,334,500
MANSFIELD TOWN	£165,457
NORTHAMPTON TOWN	£121,728
PETERBOROUGH UNITED	£253,068
PLYMOUTH ARGYLE	£886,038
PORT VALE	£354,528
READING	£716,374
ROTHERHAM UNITED	£225,803
STEVENAGE	£294,612
STOCKPORT COUNTY	£275,614
WIGAN ATHLETIC	£283,506
WYCOMBE WANDERERS	£717,402
<b>TOTAL</b>	<b>£14,041,489</b>

This information has been made publicly available pursuant to the FA Football Agent Regulations.

The information has been included in good faith for football regulatory purposes only and no undertaking, representation or warranty (express or implied) is given as to its accuracy, reliability or completeness.

We cannot guarantee that any information displayed has not been changed or modified through malicious attacks or “hacking”.

## Football Agent Fees – 4<sup>th</sup> February 2025 to 2<sup>nd</sup> February 2026

The information below represents all Football Agents' fees paid by Clubs during the specified period

CLUB	NET TOTAL
ACCRINGTON STANLEY	£28,434
BARNET	£52,890
BARROW	£86,495
BRISTOL ROVERS	£280,969
BROMLEY	£65,198
CAMBRIDGE UNITED	£126,653
CHELTENHAM TOWN	£53,827
CHESTERFIELD	£136,669
COLCHESTER UNITED	£65,548
CRAWLEY TOWN	£75,081
CREWE ALEXANDRA	£42,727
FLEETWOOD TOWN	£98,330
GILLINGHAM	£164,411
GRIMSBY TOWN	£104,022
HARROGATE TOWN	£82,496
MILTON KEYNES DONS	£341,855
NEWPORT COUNTY	£44,771
NOTTS COUNTY	£162,787
OLDHAM ATHLETIC	£113,449
SALFORD CITY	£133,964
SHREWSBURY TOWN	£91,547
SWINDON TOWN	£56,801
TRANMERE ROVERS	£99,669
WALSALL	£104,739
<b>TOTAL</b>	<b>£2,613,332</b>

This information has been made publicly available pursuant to the FA Football Agent Regulations.

The information has been included in good faith for football regulatory purposes only and no undertaking, representation or warranty (express or implied) is given as to its accuracy, reliability or completeness.

We cannot guarantee that any information displayed has not been changed or modified through malicious attacks or “hacking”.

## Football Agent Fees – 4<sup>th</sup> February 2025 to 2<sup>nd</sup> February 2026

The information below represents all Football Agents' fees paid by Clubs during the specified period

CLUB	NET TOTAL
AFC FYLDE	£24,137
ALDERSHOT TOWN	£4,420
ALTRINCHAM	£26,244
BOREHAM WOOD	£13,342
BOSTON UNITED	£30,365
BRAINTREE TOWN	£8,646
BURY FC	£2,000
BUXTON FC	£3,145
CARLISLE UNITED	£187,960
CHELMSFORD CITY	£15,703
DAGENHAM & REDBRIDGE	£37,828
DARLINGTON	£1,300
EASTBOURNE BOROUGH	£4,657
EASTLEIGH	£30,154
EBBSFLEET UNITED	£19,503
FC HALIFAX TOWN	£4,400
FOREST GREEN ROVERS	£164,373
GATESHEAD	£11,043
HARTLEPOOL UNITED	£29,304
HAVANT & WATERLOOVILLE	£4,068
HEDNESFORD TOWN	£3,328
HEMEL HEMPSTEAD TOWN	£500
KIDDERMINSTER HARRIERS	£12,900
KINGS LYNN TOWN	£5,263
MACCLESFIELD FC	£16,602
MAIDENHEAD UNITED	£17,150
MAIDSTONE UNITED	£2,865
MARINE	£1,000
MORECAMBE	£15,910
OXFORD CITY	£1,000
POOLE TOWN	£2,155
ROCHDALE	£42,524
SALISBURY	£5,915
SCUNTHORPE UNITED	£31,212
SOLIHULL MOORS	£25,945
SOUTH SHIELDS	£7,072
SOUTHEND UNITED	£80,815
SOUTHPORT	£500
SUTTON UNITED	£34,242
TAMWORTH	£6,347
TORQUAY UNITED	£14,690
TRURO CITY	£9,092
WOKING	£12,733
YEOVIL TOWN	£33,109
YORK CITY	£169,089

This information has been made publicly available pursuant to the FA Football Agent Regulations.

The information has been included in good faith for football regulatory purposes only and no undertaking, representation or warranty (express or implied) is given as to its accuracy, reliability or completeness.

We cannot guarantee that any information displayed has not been changed or modified through malicious attacks or "hacking".

**Football Agent Fees – 4<sup>th</sup> February 2025 to 3<sup>rd</sup> February 2026**

The information below represents all Football Agents' fees paid by Clubs during the specified period

**WOMEN'S SUPER LEAGUE**

CLUB	NET TOTAL
ARSENAL	£446,010
ASTON VILLA	£265,466
BRIGHTON & HOVE ALBION	£155,877
CHELSEA	£1,080,312
EVERTON	£210,832
LEICESTER CITY	£101,113
LIVERPOOL	£115,778
LONDON CITY LIONESSES	£466,981
MANCHESTER CITY	£509,517
MANCHESTER UNITED	£196,687
TOTTENHAM HOTSPUR	£152,717
WEST HAM UNITED	£96,624

<b>TOTAL</b>	<b>£3,797,914</b>
--------------	-------------------

**WOMEN'S SUPER LEAGUE 2**

CLUB	NET TOTAL
BIRMINGHAM CITY	£67,898
BRISTOL CITY	£56,655
CHARLTON ATHLETIC	£31,800
CRYSTAL PALACE	£101,487
DURHAM	£12,003
IPSWICH TOWN	£21,053
NEWCASTLE UNITED	£92,900
NOTTINGHAM FOREST	£32,225
PORSTMOUTH	£14,437
SHEFFIELD UNITED	£33,562
SOUTHAMPTON	£35,086
SUNDERLAND	£29,672

<b>TOTAL</b>	<b>£528,778</b>
--------------	-----------------

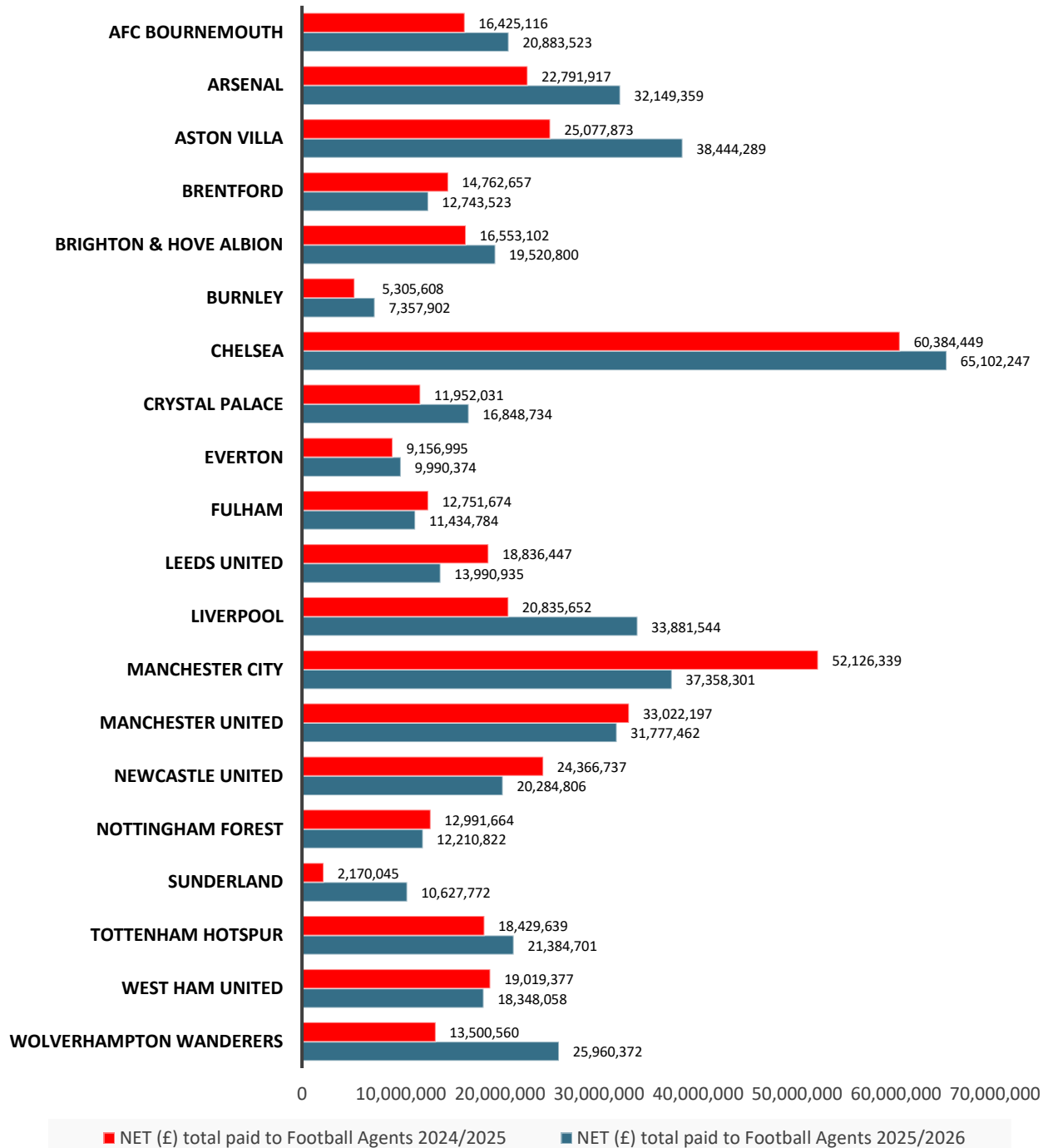
This information has been made publicly available pursuant to the FA Football Agent Regulations.

The information has been included in good faith for football regulatory purposes only and no undertaking, representation or warranty (express or implied) is given as to its accuracy, reliability or completeness.

We cannot guarantee that any information displayed has not been changed or modified through malicious attacks or "hacking".

## PREMIER LEAGUE – YEAR ON YEAR COMPARISON

	2024/2025 NET TOTAL	2025/2026 NET TOTAL	Difference
<b>PREMIER LEAGUE</b>	<b>£ 4 09,137,387</b>	<b>£ 4 60,300,308</b>	<b>↑ 13%</b>



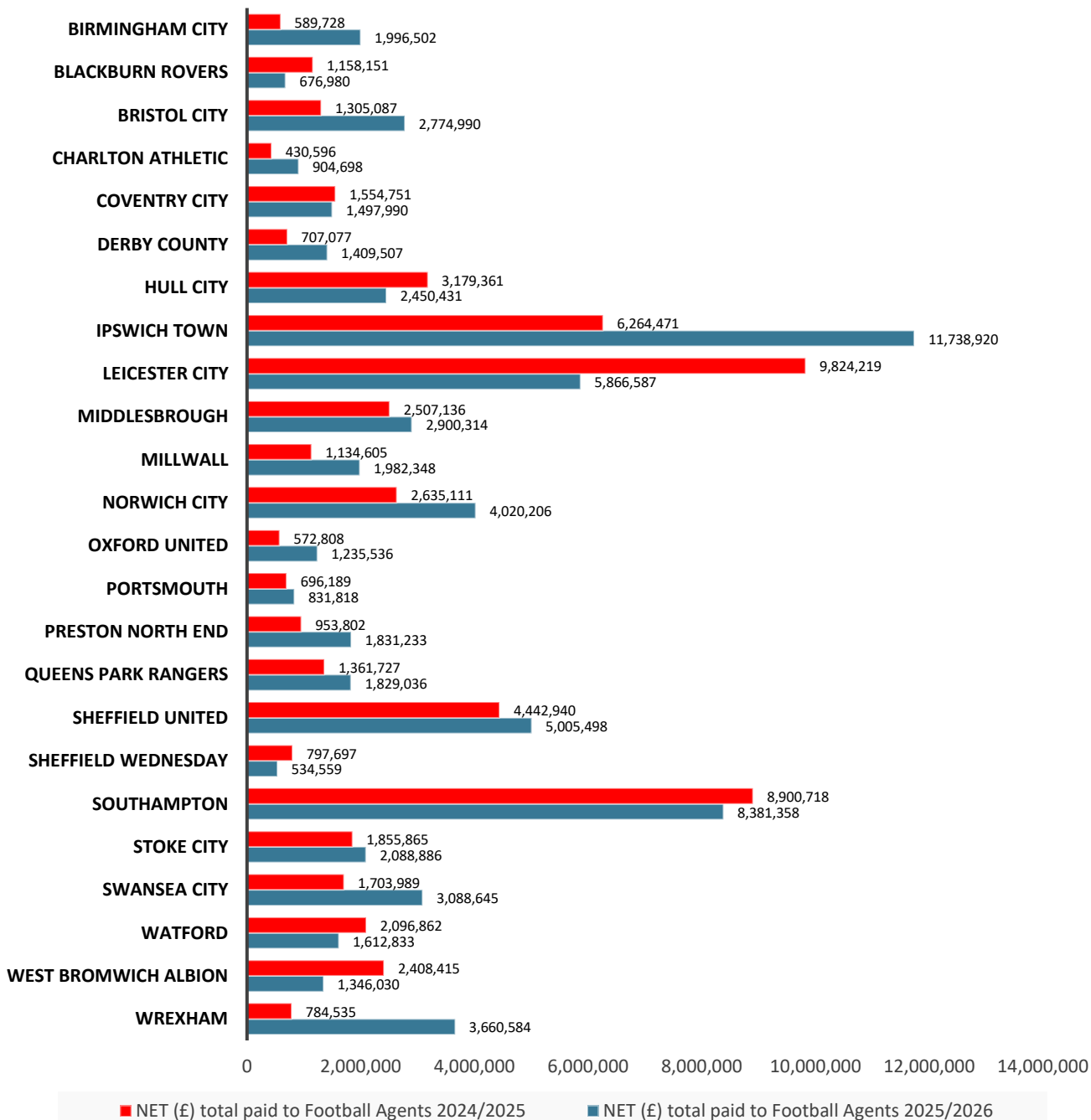
This information has been made publicly available pursuant to the FA Football Agent Regulations.

The information has been included in good faith for football regulatory purposes only and no undertaking, representation or warranty (express or implied) is given as to its accuracy, reliability or completeness.

We cannot guarantee that any information displayed has not been changed or modified through malicious attacks or “hacking”.

## EFL CHAMPIONSHIP – YEAR ON YEAR COMPARISON

	2024/2025 NET TOTAL	2025/2026 NET TOTAL	Difference
<b>EFL CHAMPIONSHIP</b>	<b>£ 63,201,447</b>	<b>£ 69,665,489</b>	<b>↑ 10%</b>



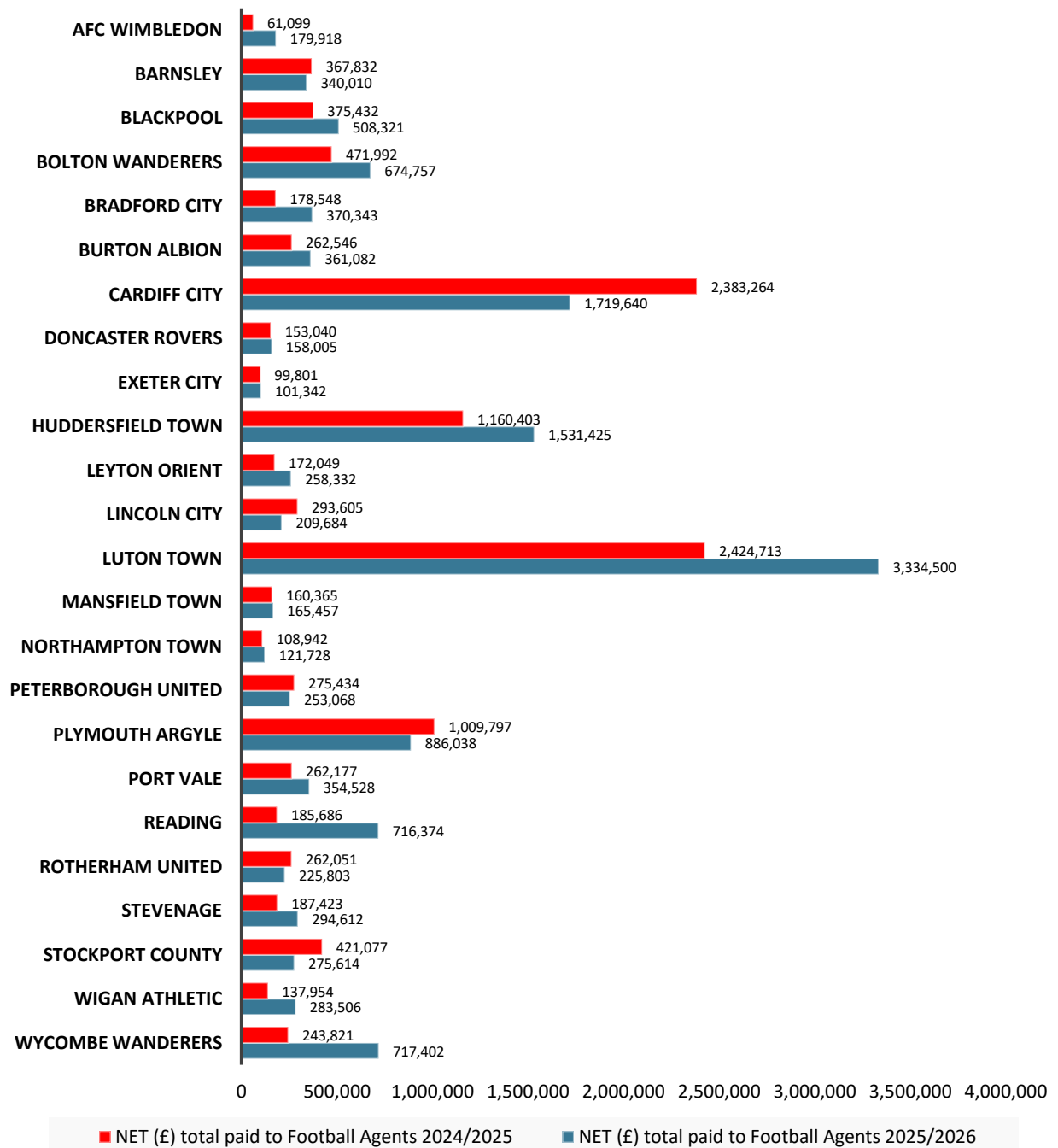
This information has been made publicly available pursuant to the FA Football Agent Regulations.

The information has been included in good faith for football regulatory purposes only and no undertaking, representation or warranty (express or implied) is given as to its accuracy, reliability or completeness.

We cannot guarantee that any information displayed has not been changed or modified through malicious attacks or “hacking”.

## EFL LEAGUE ONE – YEAR ON YEAR COMPARISON

	2024/2025 NET TOTAL	2025/2026 NET TOTAL	Difference
<b>EFL LEAGUE ONE</b>	<b>£ 7,582,927</b>	<b>£ 14,041,489</b>	<b>↑ 85%</b>



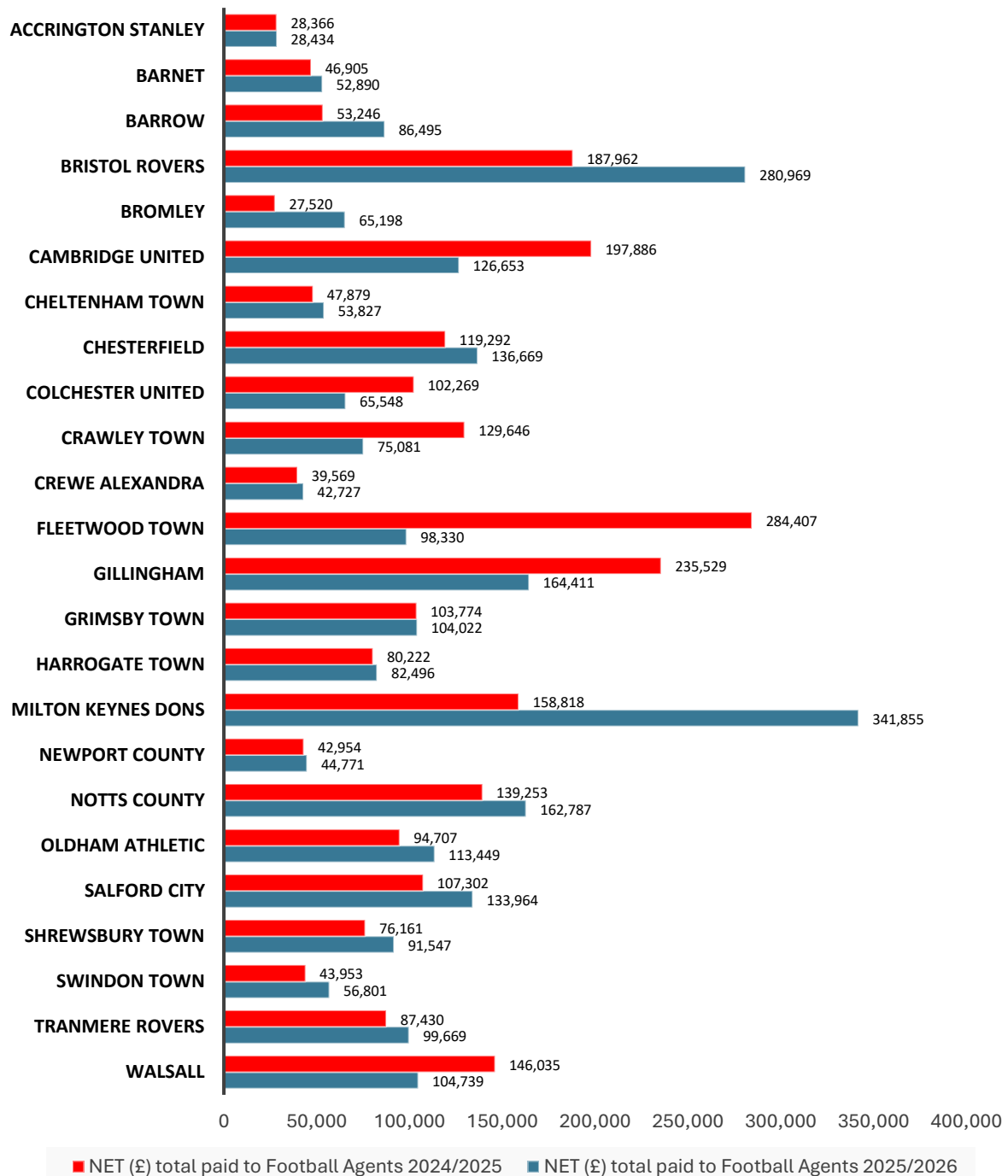
This information has been made publicly available pursuant to the FA Football Agent Regulations.

The information has been included in good faith for football regulatory purposes only and no undertaking, representation or warranty (express or implied) is given as to its accuracy, reliability or completeness.

We cannot guarantee that any information displayed has not been changed or modified through malicious attacks or “hacking”.

## EFL LEAGUE TWO – YEAR ON YEAR COMPARISON

	2024/2025 NET TOTAL	2025/2026 NET TOTAL	Difference
<b>EFL LEAGUE TWO</b>	<b>£2,740,669</b>	<b>£2,613,332</b>	<b>↓ 5%</b>



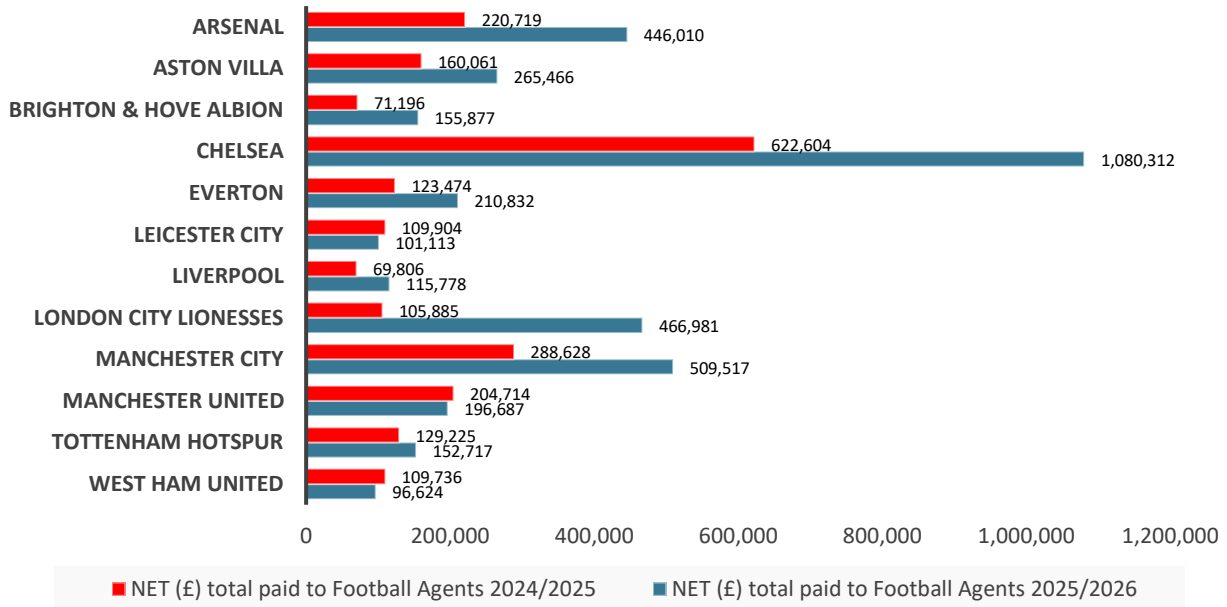
This information has been made publicly available pursuant to the FA Football Agent Regulations.

The information has been included in good faith for football regulatory purposes only and no undertaking, representation or warranty (express or implied) is given as to its accuracy, reliability or completeness.

We cannot guarantee that any information displayed has not been changed or modified through malicious attacks or “hacking”.

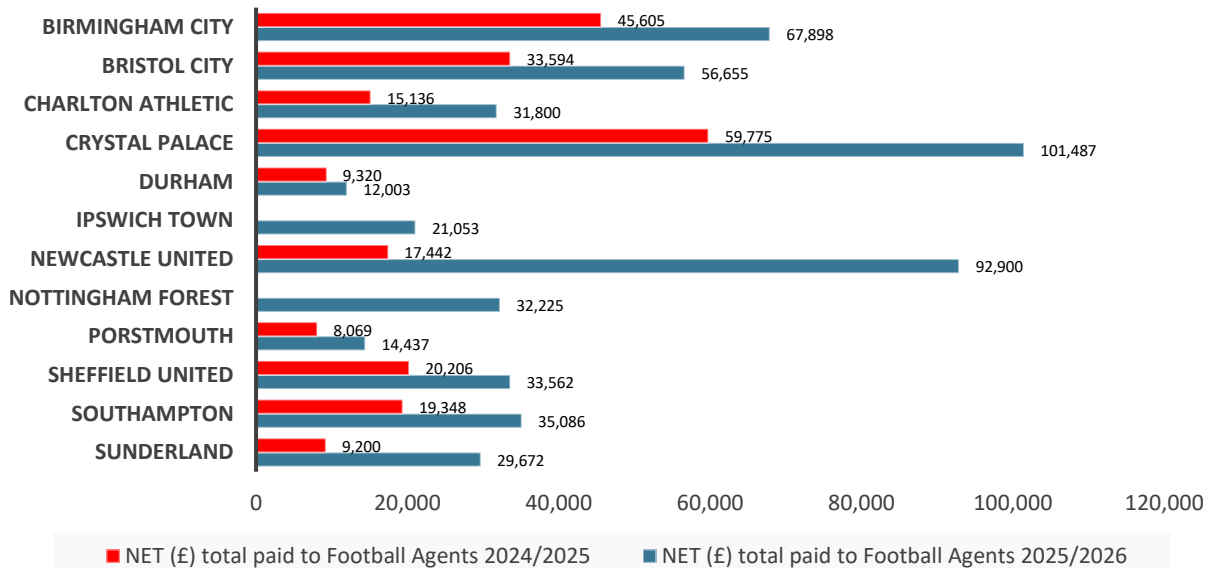
**WOMEN'S SUPER LEAGUE – YEAR ON YEAR COMPARISON**

	2024/2025 NET TOTAL	2025/2026 NET TOTAL	Difference
<b>WOMEN'S SUPER LEAGUE</b>	<b>£ 2,169,842</b>	<b>£ 3,797,914</b>	<b>↑ 75%</b>



**WOMEN'S SUPER LEAGUE 2 – YEAR ON YEAR COMPARISON**

	2024/2025 NET TOTAL	2025/2026 NET TOTAL	Difference
<b>WOMEN'S SUPER LEAGUE 2</b>	<b>£ 285,549</b>	<b>£ 528,778</b>	<b>↑ 85%</b>



This information has been made publicly available pursuant to the FA Football Agent Regulations.

The information has been included in good faith for football regulatory purposes only and no undertaking, representation or warranty (express or implied) is given as to its accuracy, reliability or completeness.

We cannot guarantee that any information displayed has not been changed or modified through malicious attacks or "hacking".