



Library Resource



Supported using public funding by
**ARTS COUNCIL
ENGLAND**

WELCOME

Artist Deborah Goatley-Birch has been commissioned to create this resource by the organising team behind UEFA Women's EURO 2022, with support from Libraries Connected, Arts Council England and Host City Partners, to enable communities to come together and celebrate the tournament in England.

This artist-led creative resource is designed to accompany this summer's tournament and can be used at any time in the future by adapting the contexts.

The resource is accompanied by a reading list, curated with the support of The National Literacy Trust, as part of the tournament Schools Resources. Additionally, there are supporting documents of templates and help guides.

GET SOCIAL!

Use **#WEURO2022** to share
your community's work with us
on social media

The activities within this pack draw on aspects of **celebration**, **fanzine** and **campaigning**, with items such as banners, posters and rosettes.

There are tips and suggestions on how this can be linked into broader library/community activities and events. We have provided two case studies which references a key person from the history of women's football and Refugees in Football.

You will find books featuring trailblazing sports people and other inspirational stories in the reading list to help create dialogue about **inclusion, overcoming barriers** and **celebrating communal ‘team spirit’**.

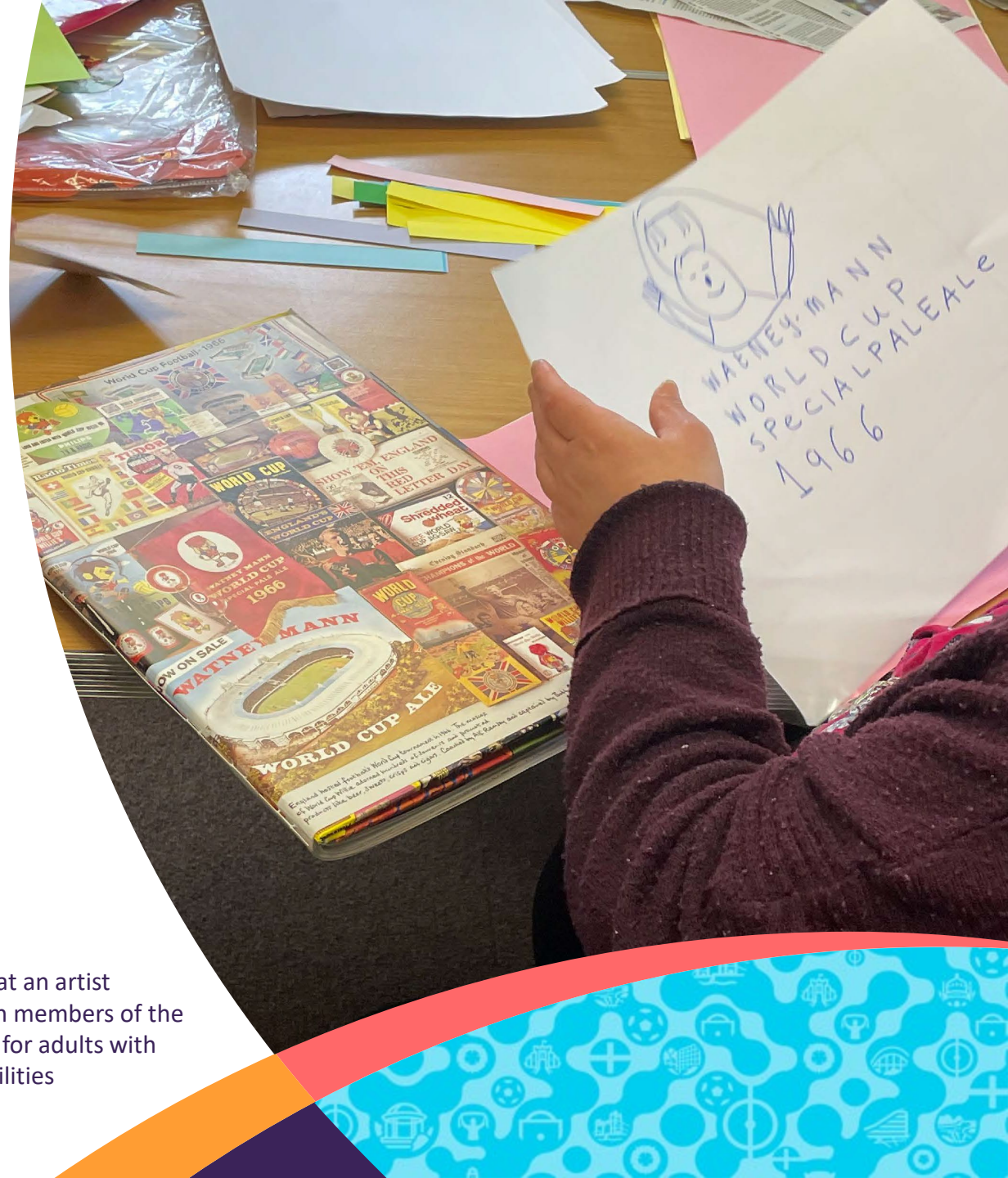


Resource Overview

The UEFA European Women's Championship 2022 **will bring together friends, family, and communities**, regardless of their background.

The women's game has faced many challenges and triumphs. Spanning many generations, from the original trailblazers to the current players, **the history of women's football illustrates** that with determination and support, as individuals and communities, **we can overcome barriers and inspire others.**

The launch of this programme during Refugee Week provides the opportunity to further develop new connections and bring community spirit back into the heart of our public libraries.



Images taken at an artist workshop with members of the FNC, a charity for adults with learning disabilities

Libraries Overview

This resource aims to engage your library community to celebrate and be inspired by the tournament. The pack gives librarians the tools to work creatively with a range of communities such as young and older people, refugees, with Rhyme Time or Knit and Natter groups.

The resource can be used flexibly across age ranges and is accessible to people of all abilities. The focus of the activities can be linked to the football tournament, fans and local archives, but can also be adapted to the history of women's football and its link to social and political activism and the development of women's rights.



Good To Know

- ⚙️ Activity times vary between 15-60 minutes
- ⚙️ Ability to choose individual activities from the resources
- ⚙️ Ability to interpret resources as appropriate to your library community
- ⚙️ Inclusive resources to engage with wider community



Case Studies

Case Study 1

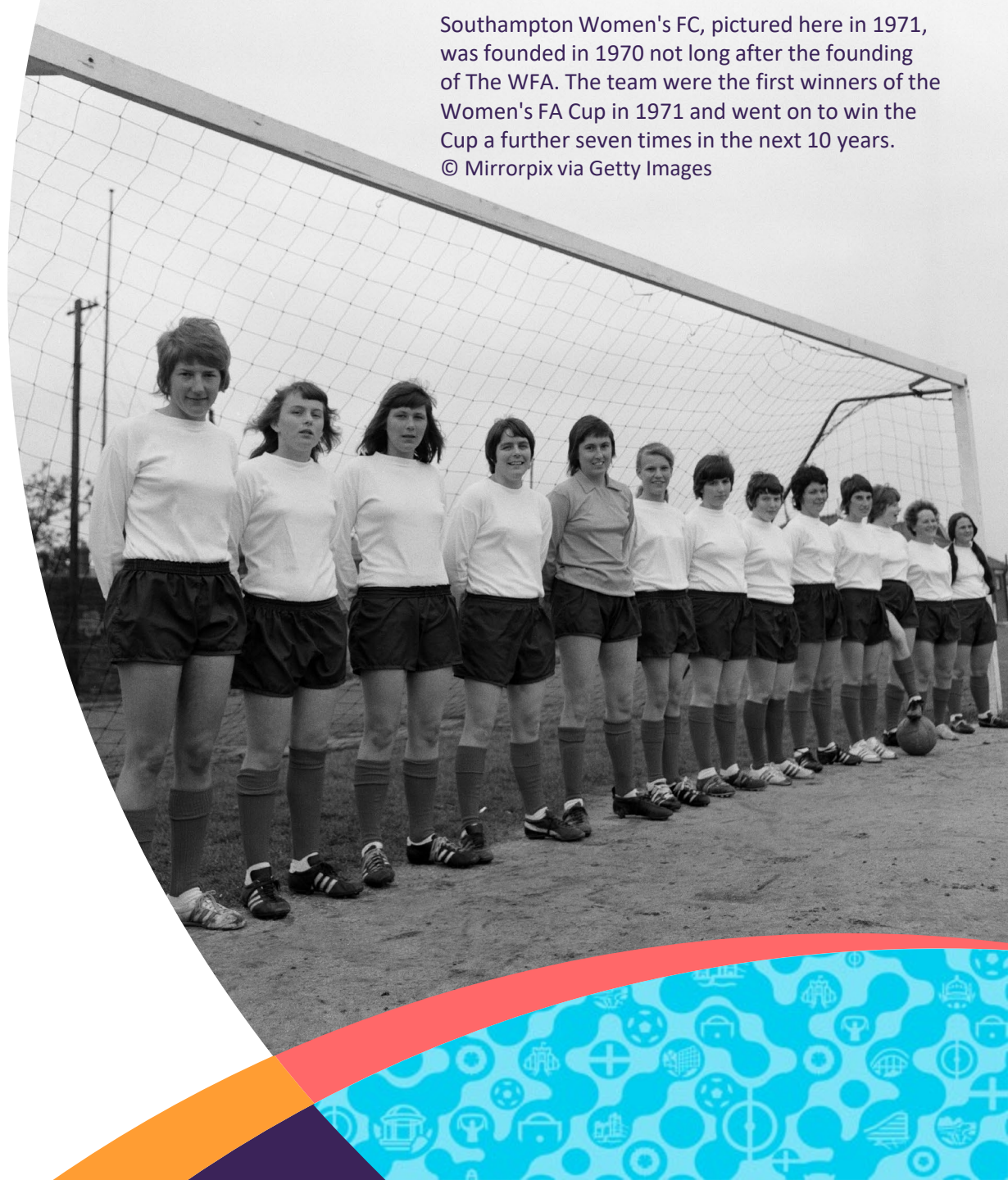
Introducing Patricia Gregory

Patricia Gregory may not consider herself a great football player, but she is a football hero. Her story is integral to the history of women's football and inspirational to sportswomen worldwide. Her determination, strength, and resilience inspired others to join her, showing football can bring communities together.

This case study can be used with Activities 1 - 4 to create a rosette, a library letter trail, a banner or display with books from the reading list. You could reach out to local community and Girlguiding groups for volunteers to help with some of the activities.

A written account of Patricia's inspirational story is provided in the printable resource sheets. You may also want to create your own case study of a local hero or get participants to write/tell stories of people who have inspired them. Maybe, like Patricia, participants might want to write a letter to their local paper or create a short poem about an issue that think is not fair, this case study can be used to inspire ideas.

Southampton Women's FC, pictured here in 1971, was founded in 1970 not long after the founding of The WFA. The team were the first winners of the Women's FA Cup in 1971 and went on to win the Cup a further seven times in the next 10 years.
© Mirrorpix via Getty Images



Case Study 2

Women's Refugee Asylum Seekers Project

Refugee Week [20-26 June 2022] is an annual festival to celebrate the contributions, creativity and resilience of refugees and people seeking sanctuary. More information on www.refugeeweek.org.uk

This case study can be used with activities 1- 4. The theme for 2022 is 'Healing' so activities can focus on bringing people together and encourage an understanding of refugee experiences. You can create a display with books from the Refugee Week 2022 reading list or create a letter library trail related to the case study. You can reach out to local charities which support refugees or perhaps engage a local artist to run a workshop.

A written account is provided in the printable resource sheets. You may want to find an example from your own local community by connecting with local groups and charities. Remember, if you are a City of Sanctuary, to link any activities to your city's wider programme.



Refugee Week

Activities

Activity 1: Paper Rosettes

A Rosette can be used as a form of celebration, award or achievement. In the early 1900's supporters of the women's movement were encouraged to wear rosettes in the campaign for 'Votes for Women'.

Make and dedicate a rosette to a football team, country or inspirational sportswomen, or perhaps it could celebrate a friend or family member. You can engage with Knit and Natter groups to create rosette bunting, knitted or crocheted rosettes. You can also recycle old magazines, fabric (using pinking shears).

You will need:

- ⊗ PVA Glue
- ⊗ Scissors
- ⊗ Coloured Paper or Thin Card
- ⊗ Something Circular to draw round
- ⊗ Coloured pens/pencils to decorate

Activity Time

30-45 mins



Rosette made by recycling the sports pages of a newspaper



Additional resources for this activity can be found in the printable resources.

Activity 2: Rosette Letter Trail

Create a rosette letter trail hidden around the library. You can print and colour one of our rosettes from the illustration provided in the printable resource sheets or make the paper rosettes in activity one.

The trail illustrated spells the word 'Lioness', however this activity can be reworked to be linked to one of the case studies provided and the UEFA Women's EURO 2022 reading list.

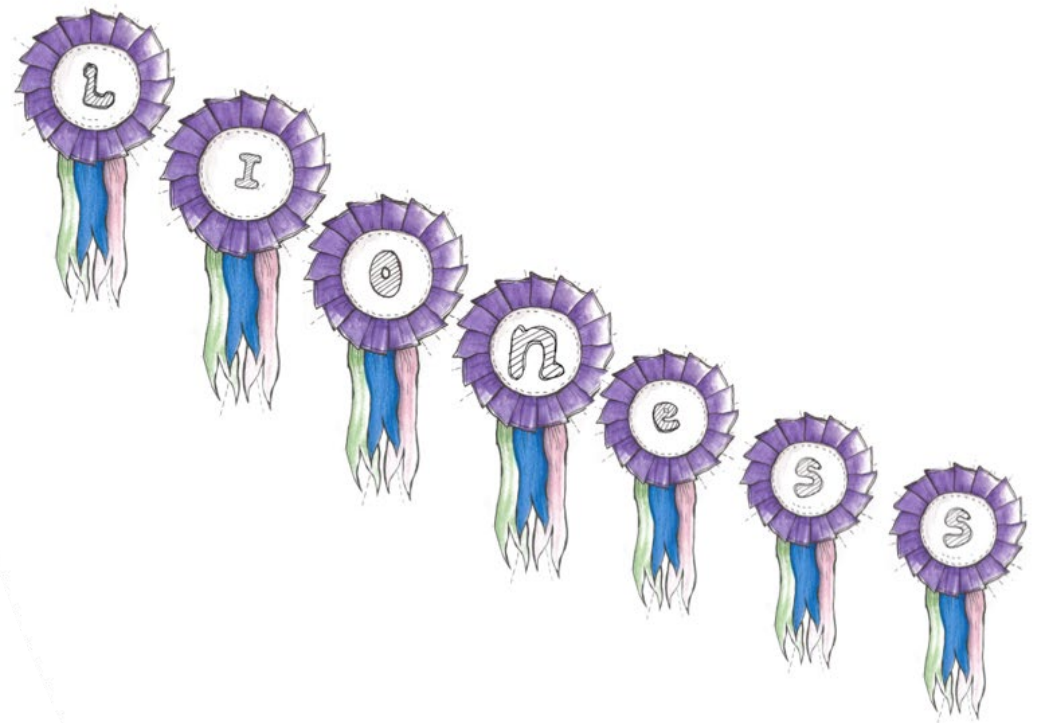
Perhaps there is a local hero you would like to celebrate? You can extend this activity by searching your archive for local heroes.


You will need:

- 🌀 Rosette Template Available in printable resources
- 🌀 Scissors
- 🌀 Coloured pens/pencils to decorate
- 🌀 Sticky tac or tape

Activity Time

~ 20 mins





This additional resource can be found in the printable resources.

Activity 3: Paper Banners

Celebrate UEFA Women's EURO 2022 by creating a colourful banner. The banner can be made using a combination of activities 1- 4.

A banner template is provided in the printable resource sheets. This activity can be linked to one of the case studies provided or a story from the reading list.

You can engage with local charities, toddler or young people's groups to take part in print and colour activity and then parade their banners!


You will need:

- 🌀 Print and colour image sheets/
handmade decoration
- 🌀 Scissors
- 🌀 Coloured pens/pencils to decorate
- 🌀 Glue or tape

Activity Time

30-60 mins





This additional resource can be found in the printable resources.

Activity 4: Celebration Display

Time to celebrate UEFA Women's EURO 2022!

Make a football fan display or community collage. The display can feature one of the case studies provided or other inspirational stories from local history and archival research. The display can be made using a combination of activities 1 - 3 and printable resources

This activity can be linked to the reading list. A local school or community group may like to participate in decorating the display using some of the other activities provided.

You will need:

- 🌀 Print and colour image sheets/ handmade decoration
- 🌀 Scissors
- 🌀 Coloured pens/pencils to decorate
- 🌀 Glue or tape
- 🌀 Sticky tac

Activity Time

30-60 mins





Image taken at an artist workshop with members of the FNC, a charity for adults with learning disabilities

Activity 5 – Roar For England

Noisy mask making session

The Royal Philharmonic Orchestra (RPO) has been running workshops in host city communities to help create 11 UEFA Women's EURO 2022 anthems. Rhyme Time groups could create animal anthems by putting together different animal sounds. To help with this, you could print and colour a lioness mask. Instructions are provided in the printable resource sheets. This activity can also be linked to some of the books in the KS1 reading list.

You will need:

- Printed Mask Template
- Strip of plain card
- Scissors
- Coloured pens/pencils to decorate
- Glue or tape

Activity Time

15-30 mins





You can teach older groups or adults your local anthem (or The Beautiful Game anthem) or use these as inspirations for group writing sessions or discussions about your city or football. You can download the RPO materials from: [\[www.rpo.co.uk/rpo-resound/womens-euro-anthem\]](http://www.rpo.co.uk/rpo-resound/womens-euro-anthem).



ENJOY!