

JUST PLAY!

The FA *Mars*

Participant Registration Guide



Registering onto a session


Step 1


Head to:

<http://www.thefa.com/get-involved/player/justplay>

Scroll down the page until you find the FIND FOOTBALL NEAR YOU section.


FIND FOOTBALL NEAR YOU

Enter club name, postcode or location | Just Play |  | Play | Age

FIND FOOTBALL 

JUST PLAY
The FA

Enter your details and click

FIND FOOTBALL 



Registering onto a session

Step 2

Select your chosen Just Play Centre from the list

All details of the session and dates will appear.



This screenshot shows a search result for Meadowbank Recreation Ground in Dorking. On the left, there is a 'JUST PLAY' logo, the venue name 'MEADOWBANK RECREATION GROUND DORKING', and the days 'M F WF'. Below this, it says 'Next Session 5 Nov' and 'Distance 0.1 miles'. To the right is a Google Map showing the location in Dorking, with a red pin on the venue. The map includes street names like Ashcombe Rd and A25, and landmarks like Medwyn Surgery and Cotmandene.

Select your chosen session and click



Venue Details

PARKWAY
RH4 1ET

Sessions:

Next **5 Nov 2019**
Time **10:00-11:00**
M F

Contact Details
rob.bryant@surreyfa.com
01372384194

Session: **Surrey FA Mars Just Play Dorking**
Age: **16-90**
Category: **Just Play**
Spaces Available: **16**
Session Type: **Turn Up & Play Activity, WF**
Surface: **3G or Astro turf**



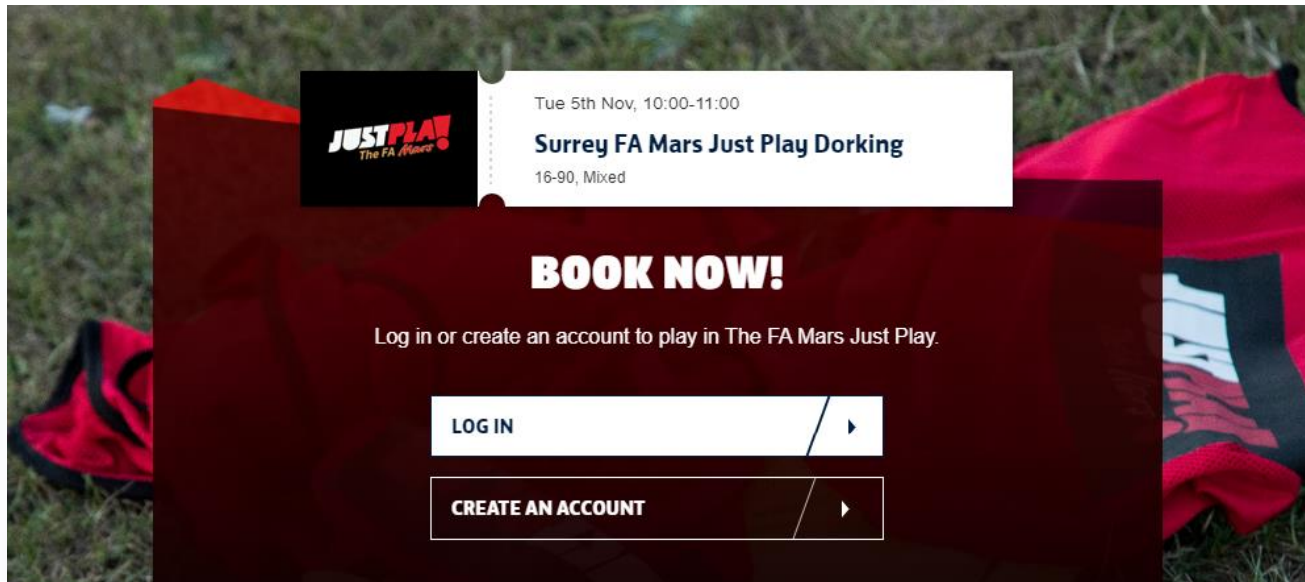
Registering onto a session

Step 3

You will be asked to Log In to the FA Events Platform

If you already have an account with the FA, across different services, you will be able to use these log in details.

If you do not have an account or FA Number (FAN), you will be asked to Create an Account

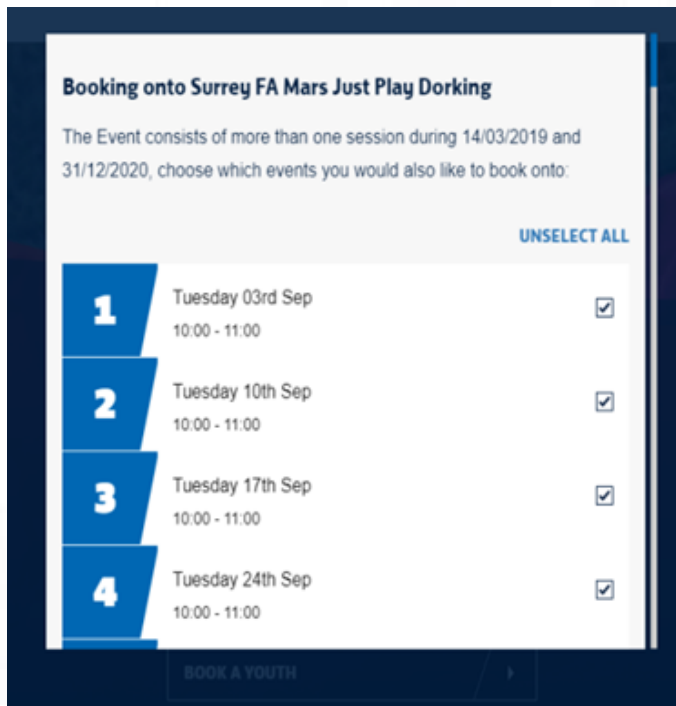


Registering onto a session

Step 4

Once you have logged in to your account, you will be asked to select the sessions you wish to register to.

You can select individual sessions, or select all sessions on the list to be added to the register for each session.



The screenshot shows a booking interface for 'Surrey FA Mars Just Play Dorking'. The title is 'Booking onto Surrey FA Mars Just Play Dorking'. Below the title, it states: 'The Event consists of more than one session during 14/03/2019 and 31/12/2020, choose which events you would also like to book onto:'. There is a link 'UNSELECT ALL' in blue text. Below this, there is a list of four sessions, each with a blue numbered box on the left and a checkbox on the right. All checkboxes are checked. At the bottom, there is a button labeled 'BOOK A YOUTH'.

Session Number	Date	Time	Selected
1	Tuesday 03rd Sep	10:00 - 11:00	<input checked="" type="checkbox"/>
2	Tuesday 10th Sep	10:00 - 11:00	<input checked="" type="checkbox"/>
3	Tuesday 17th Sep	10:00 - 11:00	<input checked="" type="checkbox"/>
4	Tuesday 24th Sep	10:00 - 11:00	<input checked="" type="checkbox"/>

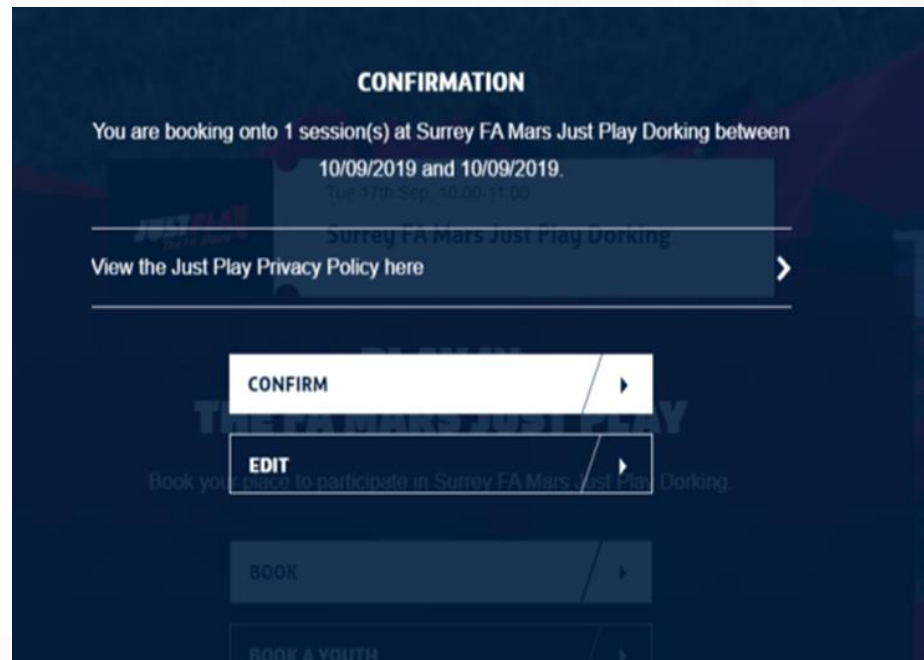


Registering onto a session

Step 5

Once you are happy with your selected dates, click confirm.

A confirmation message will appear. Click confirm again



The screenshot shows a dark blue confirmation page. At the top, it says "CONFIRMATION". Below that, it states "You are booking onto 1 session(s) at Surrey FA Mars Just Play Dorking between 10/09/2019 and 10/09/2019." There is a link to "View the Just Play Privacy Policy here" with a right-pointing arrow. Below the text are three buttons: "CONFIRM", "EDIT", and "BOOK", each with a right-pointing arrow. At the bottom, there is a link for "BOOK A YOUTH".



Registering onto a session Complete!

Your booking will now be complete.

If you want to register to more sessions, or amend any details, please follow the previous steps.

