


Northamptonshire FA




## Whole Game System Registration Guide



**Step 1:** Upon following this link: <https://wholegame.thefa.com/Account/Login> you will see the page below, where you can log into the Whole Game System.

**TheFA**  Sign In

England | The FA Cup | Wembley | St. George's Park | Women | Take Part | Governance



# WHOLE GAME



### Welcome to Whole Game

Email / FAN ID:

Password:

Login

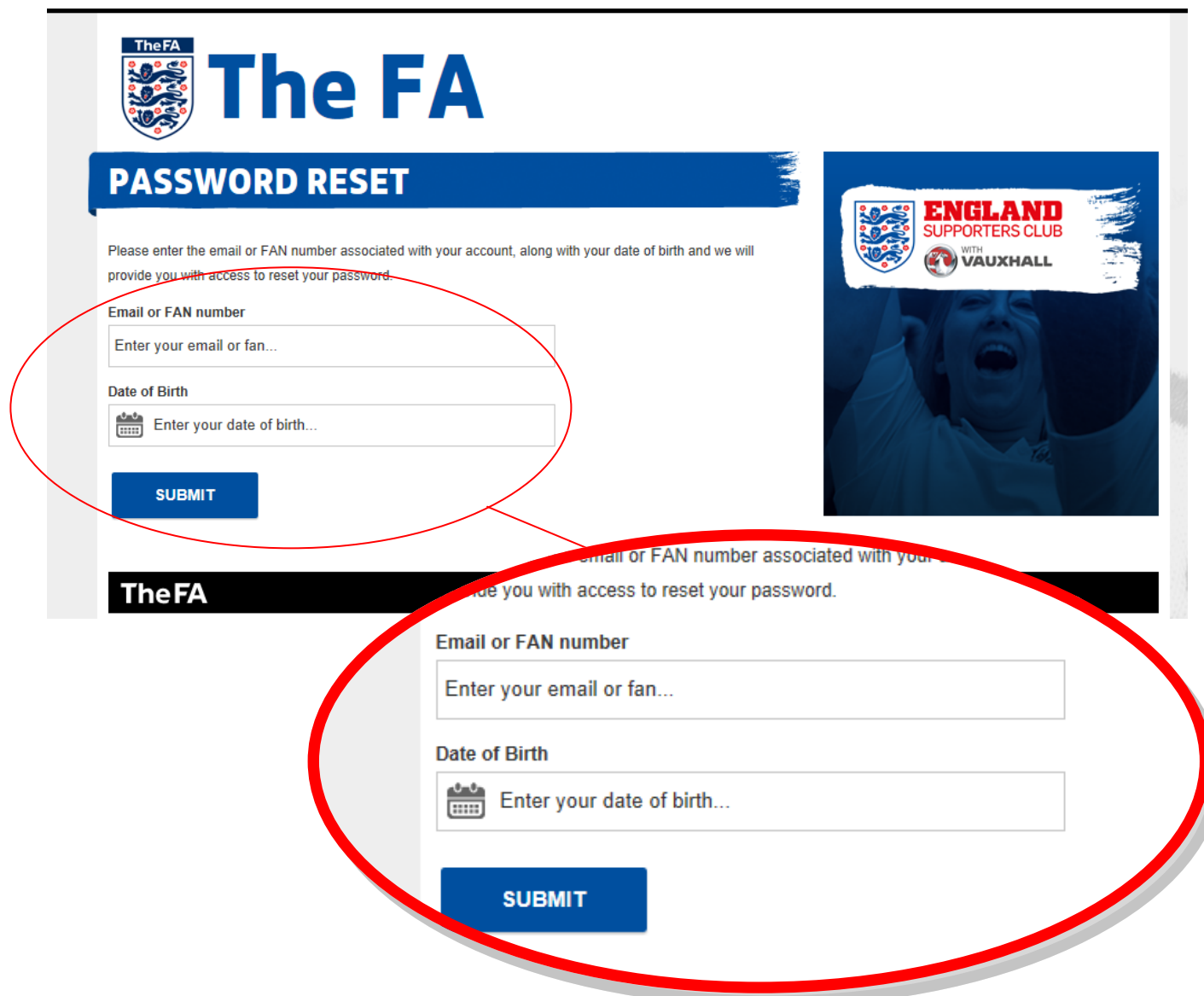
[Have you forgotten your password?](#)

If you are already a FA registered user get started by logging on with your existing email address or FAN.

If you know your login in details, proceed to log in from this page. If you have never used the system before and are unsure of your log in details, please click on the “*Have you forgotten your password?*” link (circled).

**Step 2:** If you already know your log in, and have logged in, please move onto the next page for the next steps. If you don't know your log in details, please follow the instructions below:

After clicking on the “*Have you forgotten your password?*” link, this is the page you will see, and it asks for your FAN number or email address—**please use your FAN number here**. If you are unsure of your FAN number please contact Luke Scott. Then enter your date of birth when prompted. This will then email you a password to the email address we have on the system for you, so please ensure this is kept up to date.



The screenshot shows the 'The FA' logo at the top left. Below it is a blue banner with the text 'PASSWORD RESET'. Underneath the banner, there is a message: 'Please enter the email or FAN number associated with your account, along with your date of birth and we will provide you with access to reset your password.' Below this message are two input fields: 'Email or FAN number' with a placeholder 'Enter your email or fan...' and 'Date of Birth' with a calendar icon and a placeholder 'Enter your date of birth...'. A blue 'SUBMIT' button is located below these fields. To the right of the form is a promotional image for the 'ENGLAND SUPPORTERS CLUB' with the 'VAUXHALL' logo. Below the main form, there is a duplicate of the same form, which is highlighted with a large red oval. This duplicate form also includes the 'Email or FAN number' and 'Date of Birth' fields and a 'SUBMIT' button.

**Step 3:** Once you have logged in, click on “*Referee Administration*”.

The screenshot displays the 'TheFA Whole Game' website interface. At the top, the browser address bar shows 'wholegame.thefa.com'. The main navigation bar includes links for 'England', 'The FA Cup', 'Wembley', 'St. George's Park', 'Women', 'Take Part', 'Governance', 'Shop', and 'More'. Below this, the 'TheFA' logo is on the left, and 'WHOLE GAME' is in large blue letters. On the right, there are links for 'LOGOUT', 'HELP', and the user name 'LUKE SCOTT'. A blue horizontal bar contains two buttons: 'All Home' with a house icon and 'Referee Administration' with a referee icon. The 'Referee Administration' button is circled in green, with a green line pointing to it from the text in Step 3. To the left of the main content area is a sidebar with icons and labels for 'Dashboard', 'My Account', 'Invoices', and 'Equality & Diversity Completed'. The main content area is titled 'Notifications' and shows 'No notifications to display'. At the bottom, there is a black bar with 'TheFA' and a Windows taskbar with icons for Internet Explorer, Google Chrome, Outlook, PowerPoint, and Word.

**Step 3:** Click on the “Registration” tab, which can be found on the left hand side.

The screenshot shows the 'Referee Dashboard' for 'Luke Scott' on the 'TheFA WHOLE GAME' website. The browser address bar shows 'game.thefa.com/Referee/Dashboard/Shi'. The dashboard includes a sidebar with links for 'All Home', 'Referee Administration', 'Dashboard', 'Registration' (highlighted with a red circle), 'Add Match', and 'Equality & Diversity Completed'. The main content area displays the referee's name 'Referee - Luke Scott' and two registration details: 'Your latest registration was for season 2015 - 2016 with Berks & Bucks FA under registration number QR00027' and 'Your parent county is Northamptonshire FA'. On the right, there are links for 'Registered' and 'Parent County'. At the bottom, there are sections for 'Match Appointments' and 'Outstanding Discipline Reports'.

game.thefa.com/Referee/Dashboard/Shi Referee Dashboard

TheFA WHOLE GAME

LOGOUT | HELP | LUKE SCOTT

All Home Referee Administration

Dashboard

Registration

Add Match

Equality & Diversity Completed

Referee - Luke Scott

Your latest registration was for season 2015 - 2016 with Berks & Bucks FA under registration number QR00027

Your parent county is Northamptonshire FA

Registered

Parent County

Match Appointments

Outstanding Discipline Reports

**Step 4:** Click accept once this pop up shows, to acknowledge your acceptance of the FA's Criminal Records Check Policy.

The screenshot shows the 'WHOLE GAME' website interface. The top left features the 'TheFA' logo and a navigation bar with 'All Home' and a house icon. The left sidebar contains icons for 'Dashboard', 'Registration' (marked 'Available'), 'Add Match', and 'Equality & Diversity'. The main content area is partially obscured by a modal dialog box. The dialog box has a close button (X) in the top right corner. It contains the following text:

Referee's over the age of 16 currently officiating or intending to officiate within youth football or open age football where frequently\* over 50% of participants are Under 18 are required to hold a FA Accepted Criminal Record Check.

It is the Referees responsibility to indicate if they intend to officiate within Youth football within the registration process and inform the county association of any changes during the period of registration which would require the referee to have a CRC check. Failure to comply with The FA CRC regulations may result in FA Sanction.

For more information on CRCs please contact your County FA or go to the [full CRC FAQs](#).

At the bottom of the dialog box are two buttons: 'Accept' and 'Cancel'.

Below the dialog box, the website content is visible, showing a list of items with checkboxes:

- ☒ Your parent county is **Northamptonshire FA**
- ☒ Start Referee Re-registration for 2015 - 2016

On the right side of the page, there are links for 'LOGOUT | HELP |' and a list of items with back arrows:

- Registered
- Parent County
- Referee Re-reg

**Step 5:** Please click on the “Take me to the form” button to be taken to the Equality & Diversity form as part of the registration process.

The screenshot shows the 'TheFA WHOLE GAME' interface. At the top left is the TheFA crest. To its right is the text 'TheFA WHOLE GAME'. In the top right corner, there are links for 'LOGOUT | HELP |'. Below this is a blue navigation bar with two buttons: 'All Home' (with a house icon) and 'Referee Administration' (with a whistle icon). On the left side, there is a vertical sidebar with four items: 'Dashboard' (with a red and white icon), 'Available Registration' (with a green 'Available' banner and a person icon), 'Add Match' (with a football pitch icon), and 'Equality & Diversity' (with a rainbow icon). The main content area is titled 'Referee Registration' and 'Equality And Diversity'. It contains a paragraph explaining the form's purpose: 'This form asks you some questions about who you are, and this helps The FA's work to ensure our programmes are inclusive and open to everyone. It's an anonymous and confidential form, so none of the information can be traced back to you. You are not obliged to fill in this form or any part if you don't want to.' Below this is a link to 'equality@thefa.com' for support. At the bottom left of the main area is a 'Skip for now' button. At the bottom right, there is a button labeled 'Take me to the form', which is circled in red. A red arrow originates from the text 'Take me to the form' in the instruction at the top and points directly to this button.

TheFA WHOLE GAME

LOGOUT | HELP |

All Home

Referee Administration

Dashboard

Available  
Registration

Add Match

Equality & Diversity

## Referee Registration

### Equality And Diversity

This form asks you some questions about who you are, and this helps The FA's work to ensure our programmes are inclusive and open to everyone. It's an anonymous and confidential form, so none of the information can be traced back to you. You are not obliged to fill in this form or any part if you don't want to.

If you have any questions about this, email [equality@thefa.com](mailto:equality@thefa.com) for support or more information.


Skip for now

Take me to the form




**Step 6:** Work through the 6 steps on the registration form, and complete the process by paying the £20 registration fee by credit/debit card when prompted to do so.


If you have any problems with this process, please contact [Luke.Scott@Northantsfa.com](mailto:Luke.Scott@Northantsfa.com).





# WHOLE GAME


[LOGOUT](#) | [HELP](#)


All Home 

Referee Administration 

  
Dashboard

  
Registration

  
Add Match

  
Equality & Diversity

## Referee Registration

1

**Step 1 out of 6**  
Confirm your contact details and update them, so we know how to get in touch with you.

1

2

3

4

5

6

### My Registration

Welcome to the Referee Registration form for 2015 - 2016. Please go through the steps to register with Northamptonshire FA.

Click here to see your details as they will appear in the County FA handbooks

Confirm your contact details, so we know how to get in touch. To change them, please click 'Update Contact Details':

Fan ID

County