

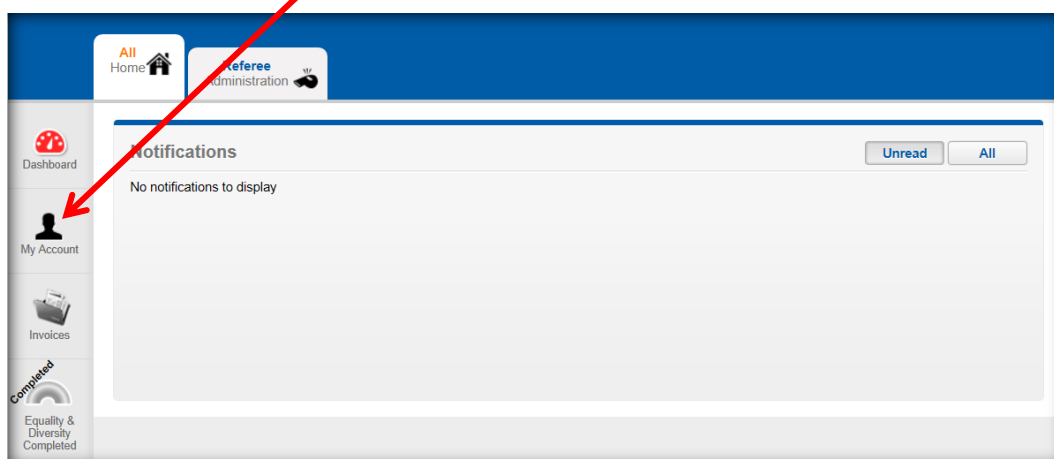
Referee Registration 2018-19 - Under 16s

From season **2018-19** onwards, as part of the ***Safeguarding Operating Standards***, all registered referees under the age of 16 should have a parental link added to their record within the Whole Game System.


This will require both the referee and the parent(s) / guardian(s) to have separate FAN's created, which can then be linked within the Whole Game System. More than one parent / guardian can be associated with the same child.

Adding a Parent or Guardian to your records.

- Log into the [Whole Game System](#) using your FAN and Password.
- Once Logged in Click My Account Icon (**see screen shot**):



- Scroll down to the section – Parent Guardians (**see screen shot**):

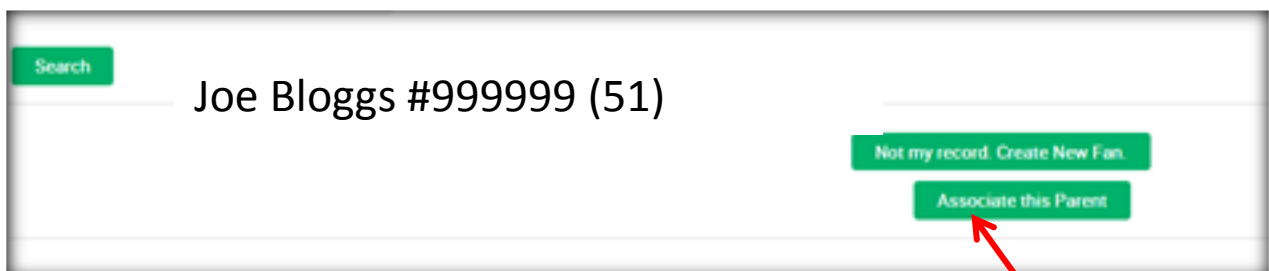


- Click Add Parent/Guardian

- Fill in the appropriate details (see screen shot) and click search:

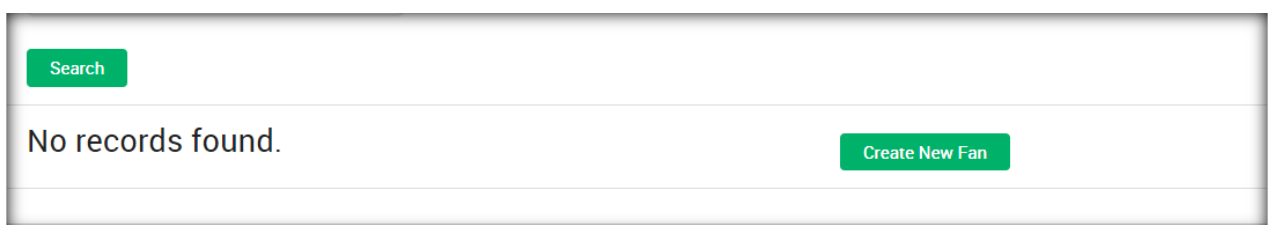


The screenshot shows a 'Search Guardian' form with the following fields: First Name, Last Name, Date of Birth (with a calendar icon), FAN (Optional), and PostCode. A green 'Search' button is at the bottom left. A red arrow points from the top right towards the 'Search' button. In the top right corner of the form, there is a small grey button labeled 'Add Parent/Guardian'.



The screenshot shows the search results for 'Joe Bloggs #999999 (51)'. On the left is a green 'Search' button. On the right, there are two green buttons: 'Not my record. Create New Fan.' and 'Associate this Parent'. A red arrow points from the text below towards the 'Associate this Parent' button.

If the details displayed above are the correct details then click **(Associate this Parent)**



The screenshot shows a message 'No records found.' on the left and a green 'Create New Fan' button on the right.

If no records are found click create new FAN **(this will then create a FAN)** follow the on screen prompts this will then create a FAN and add these details automatically to your records:

System added Parent or Guardian to your record.

Parent Guardians		
Joe Bloggs #999999 (51)	Main P/G	Father
		Add Parent/Guardian

Should you wish to do so you can add additional parents/guardians should you wish to do so (just click **(Add Parent/Guardian)** and follow the previous steps outlined above.

Once you have added your Parent(s) / Guardian(s) – **please log out of the Whole Game System.**