

FA Sudden Cardiac Arrest & Concussion Guidelines



LMS



This guide is designed to help you access these modules on the FA Learning site.

Thank you for booking on either the FA Level 1 Introduction to First Aid in Football or FA Level 2 Emergency First Aid in Football.

Prior to the course you will need to complete the following e-Learning modules:

- [Sudden Cardiac Arrest](#) (click on the link to access this award)
- [Concussion Guidelines](#) (click on the link to access this award)

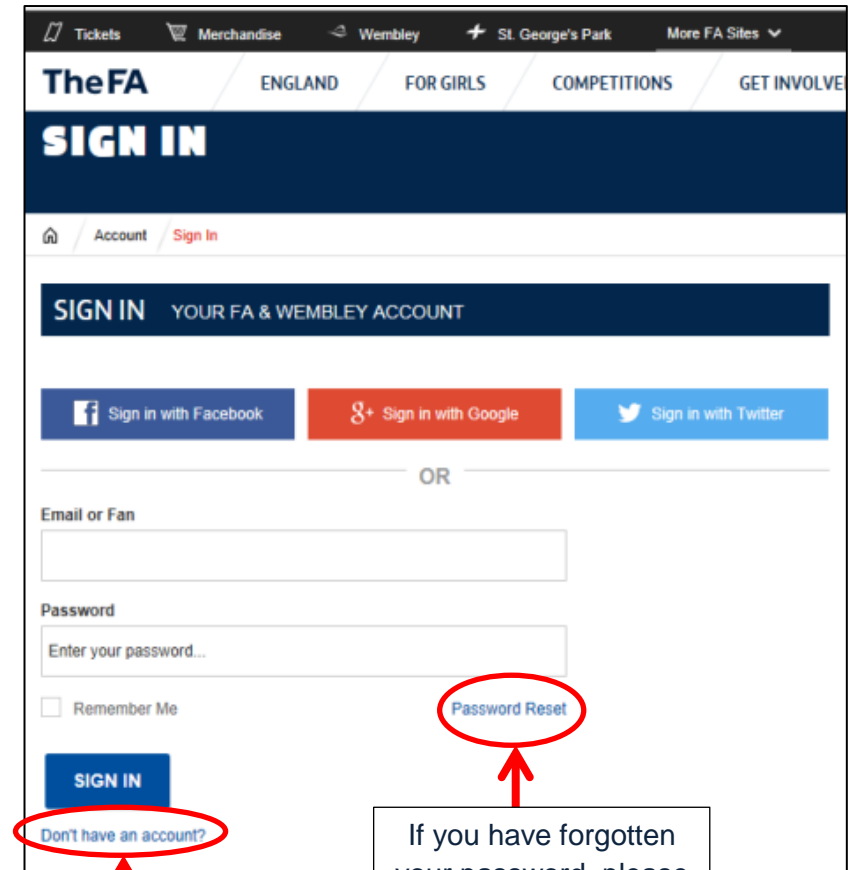
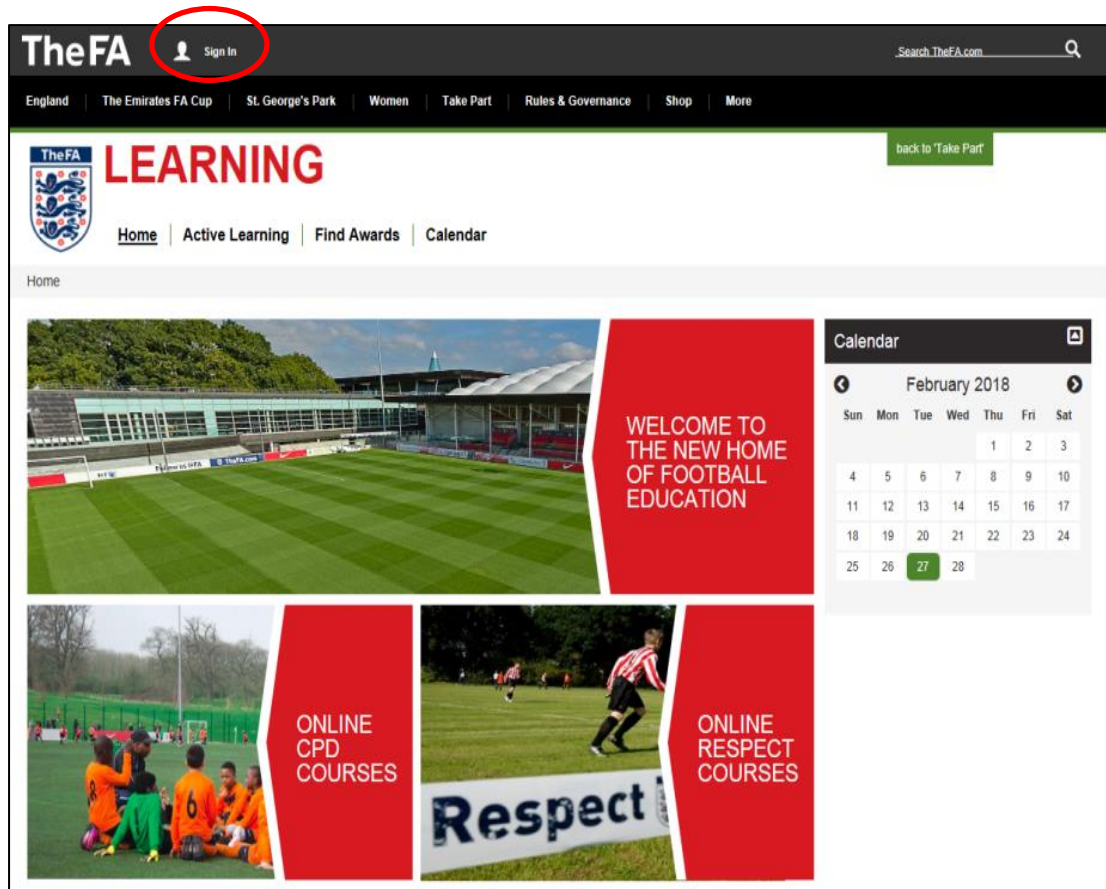
Please follow the below steps to accessing your online modules.

Step 1: Go to the FA Learning site.

<https://learning.thefa.com/>

Step 2: Sign in with FAN & Password

If you are unsure of your FAN please contact Alice.Weaving@HampshireFA.com.



If you do not already have an account, please click here.

If you have forgotten your password, please click here.

Step 3: Click on **Find Awards** then select **Awards** on the dropdown menu.

The screenshot shows the TheFA Learning website. At the top, there's a navigation bar with 'TheFA' logo, 'My Account', and a search bar. Below this is a secondary navigation bar with links: 'England', 'The Emirates FA Cup', 'St. George's Park', 'Women', 'Take Part', 'Rules & Governance', 'Shop', and 'More'. The main header area features the 'TheFA' logo and the word 'LEARNING' in large red letters. Below this is a sub-navigation bar with 'Home', 'Active Learning', 'Find Awards', and 'Calendar'. A red arrow points to 'Find Awards', which has a dropdown menu open showing 'Awards' and 'Certifications'. Another red arrow points to the 'Awards' option in the dropdown. The main content area includes a large image of a football stadium, a red banner with the text 'WELCOME TO THE NEW HOME OF FOOTBALL EDUCATION', a calendar for February 2018, and two smaller images with red banners: 'ONLINE CPD COURSES' and 'ONLINE RESPECT COURSES'.

TheFA LEARNING

Home | Active Learning | **Find Awards** | Calendar

Awards
Certifications

Calendar

February 2018

Sun	Mon	Tue	Wed	Thu	Fri	Sat
				1	2	3
4	5	6	7	8	9	10
11	12	13	14	15	16	17
18	19	20	21	22	23	24
25	26	27	28			

ONLINE CPD COURSES

ONLINE RESPECT COURSES

Step 4: You should see a list of available awards like the screen below. Click on Sudden Cardiac Arrest and Concussion to complete the e-learning modules.

The screenshot displays the 'TheFA LEARNING' website. At the top, there's a navigation bar with 'TheFA' logo, 'My Account', and a search bar. Below this is a secondary navigation bar with links: 'England', 'The Emirates FA Cup', 'St. George's Park', 'Women', 'Take Part', 'Rules & Governance', 'Shop', and 'More'. The main header area features the 'TheFA LEARNING' logo and a 'back to 'Take Part'' button. Below the header, there's a 'Home | Award Categories' breadcrumb trail. A large banner image shows football players on a field, with a red overlay text that says 'TAKE YOUR NEXT STEP'. To the right of the banner, a 'Logged In User' button is visible. Below the banner, there's a search bar for awards with a 'GO' button. A list of award categories is shown, each with a 'VIEW LIST OF AVAILABLE AWARDS' button. The categories are: 'Coaching Pathway (5)', 'Concussion (1)', 'Sudden Cardiac Arrest (1)', and 'Goalkeeping (1)'. Two red arrows point to the 'Concussion (1)' and 'Sudden Cardiac Arrest (1)' categories.

TheFA LEARNING

Home | Active Learning | Find Awards | Calendar

Home | Award Categories

TAKE YOUR NEXT STEP

Logged In User

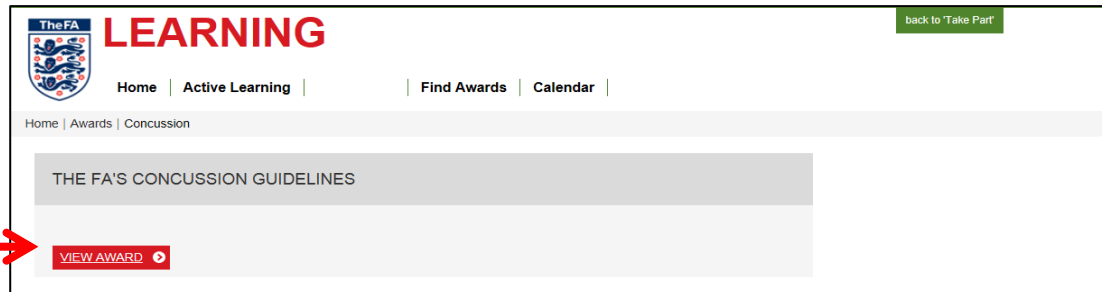
Search awards: GO

Expand all

Coaching Pathway (5)	VIEW LIST OF AVAILABLE AWARDS
Concussion (1)	VIEW LIST OF AVAILABLE AWARDS
Sudden Cardiac Arrest (1)	VIEW LIST OF AVAILABLE AWARDS
Goalkeeping (1)	VIEW LIST OF AVAILABLE AWARDS

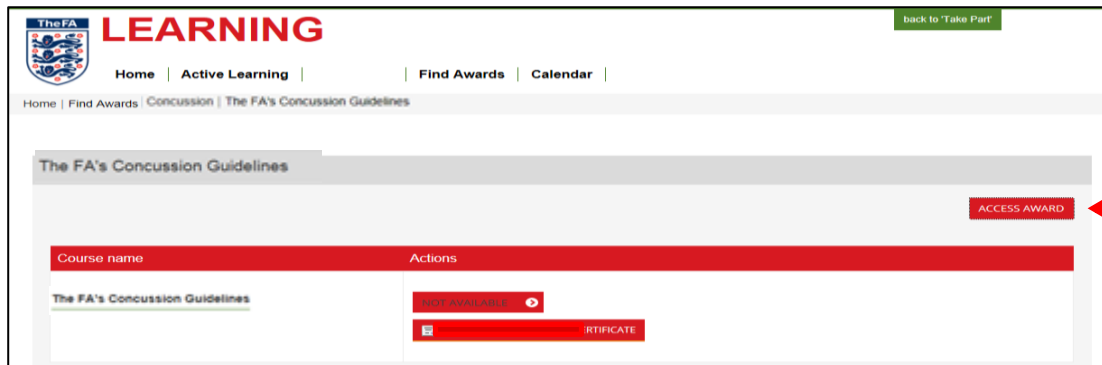
Step 5: Once you have selected the online module, follow the instructions below:

Click on **View Award**.



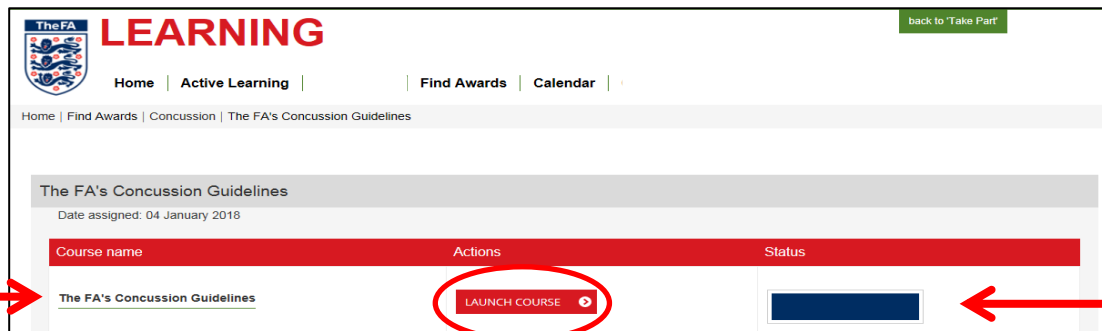
The screenshot shows the 'The FA LEARNING' header with navigation links: Home, Active Learning, Find Awards, and Calendar. Below this is a breadcrumb trail: Home | Awards | Concussion. The main content area is titled 'THE FA'S CONCUSSION GUIDELINES' and features a red button labeled 'VIEW AWARD' with a play icon.

Click on **Access Award**. This will make the course available for you to complete.



The screenshot shows the 'The FA LEARNING' header with navigation links: Home, Active Learning, Find Awards, and Calendar. Below this is a breadcrumb trail: Home | Find Awards | Concussion | The FA's Concussion Guidelines. The main content area is titled 'The FA's Concussion Guidelines' and features a red button labeled 'ACCESS AWARD' with a play icon.

Click on **Launch Course**.

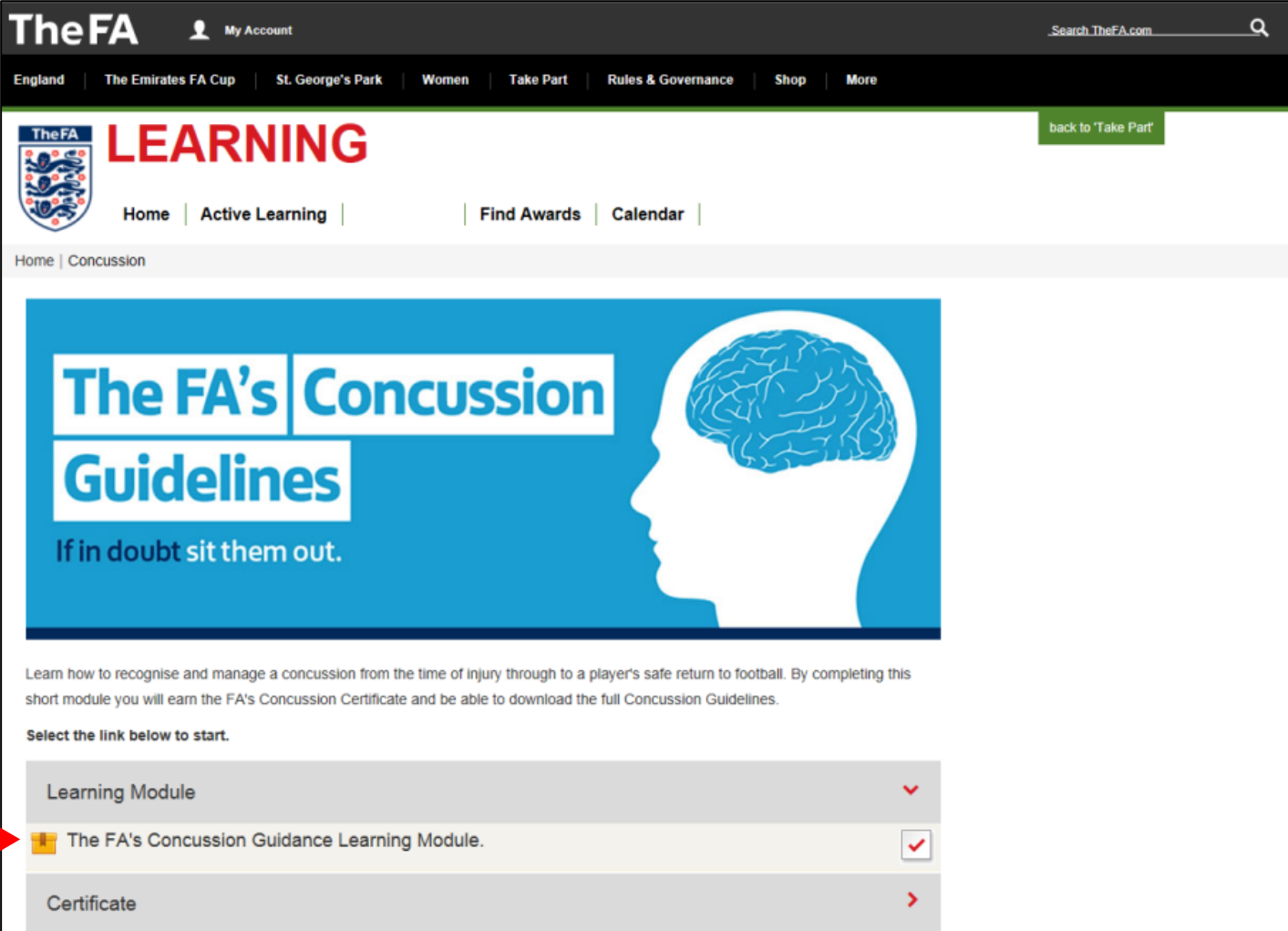


The screenshot shows the 'The FA LEARNING' header with navigation links: Home, Active Learning, Find Awards, and Calendar. Below this is a breadcrumb trail: Home | Find Awards | Concussion | The FA's Concussion Guidelines. The main content area is titled 'The FA's Concussion Guidelines' and includes the text 'Date assigned: 04 January 2018'. Below this is a table with columns: Course name, Actions, and Status. The 'Actions' column contains a red button labeled 'LAUNCH COURSE' with a play icon. The 'Status' column contains a blue bar.

The status bar will show **blue** once completed.

Step 6: To complete the e-learning module, click on 'Learning Module' and select **The FA's Concussion Guidance Learning Module**.

Repeat the exact same steps if completing the Sudden Cardiac Arrest Module.



The screenshot shows the 'The FA' Learning portal. The header includes the 'TheFA' logo, a 'My Account' link, and a search bar. A navigation bar lists various sections: England, The Emirates FA Cup, St. George's Park, Women, Take Part, Rules & Governance, Shop, and More. Below this, the 'LEARNING' section is active, with a 'back to 'Take Part'' button. The main content area is titled 'The FA's Concussion Guidelines' with the tagline 'If in doubt sit them out.' and an illustration of a brain inside a head silhouette. Below the banner, a text block explains the module's purpose: 'Learn how to recognise and manage a concussion from the time of injury through to a player's safe return to football. By completing this short module you will earn the FA's Concussion Certificate and be able to download the full Concussion Guidelines.' It then instructs the user to 'Select the link below to start.' A list of three items is shown: 'Learning Module' (with a red downward arrow), 'The FA's Concussion Guidance Learning Module.' (highlighted in yellow with a red arrow pointing to it and a checkbox with a red checkmark), and 'Certificate' (with a red rightward arrow).

TheFA My Account Search TheFA.com

England | The Emirates FA Cup | St. George's Park | Women | Take Part | Rules & Governance | Shop | More

LEARNING back to 'Take Part'

Home | Active Learning | Find Awards | Calendar

Home | Concussion

The FA's Concussion Guidelines

If in doubt sit them out.

Learn how to recognise and manage a concussion from the time of injury through to a player's safe return to football. By completing this short module you will earn the FA's Concussion Certificate and be able to download the full Concussion Guidelines.

Select the link below to start.

- Learning Module
- The FA's Concussion Guidance Learning Module.**
- Certificate

Step 7: Once completed make sure you print and/or save your certificate as a PDF.

The screenshot displays the The FA Learning website interface. At the top, the 'TheFA' logo is next to a 'My Account' link. A navigation bar includes links for 'England', 'The Emirates FA Cup', 'St George's Park', 'Women', 'Take Part', 'Rules & Governance', 'Shop', and 'More'. Below this, the 'TheFA LEARNING' header is prominent, with sub-links for 'Home', 'Active Learning', 'Find Awards', and 'Calendar'. A green button labeled 'back to "Take Part"' is visible. The main content area shows 'Home | Concussion' and 'Visible groups: All participants'. A message states: 'Click the button below to open your certificate in a new browser window.' Below this is a red button that says 'GET YOUR CERTIFICATE'. A sidebar on the left contains 'TheFA' branding and three columns of links: 'About The FA' (including About The FA, History, Football Directory, Football Rules & Governance, Jobs, and Contact Us), 'The FA' (including England, The FA Cup, Wembley, St George's Park, Women's Football, and My Football), and 'FA Initiatives' (including FA Skills, Just Play, Football in the Community, England School Football, Full Time, and Take Part). The footer includes the The FA logo, copyright information for 2001-2015, and links for Terms of Use, Privacy Policy, Copyright Notices, and Cookie Policy.

Overlaid on the right side of the screenshot is a browser window showing the certificate page. The browser's address bar displays the URL: `https://learning.thefa.com/mod/certificate/view.php?id=1461&action=get`. The certificate itself features the The FA crest and the text 'The FA's Concussion Guidelines' and 'For All'. It certifies that the user was 'Awarded by FA Education on: January 4, 2018' and provides a space for the 'Number (FAN):'. The bottom of the certificate reads 'We certify that'. The browser window's taskbar at the bottom shows the word 'Done'.

If you require further assistance with completing your
online modules please contact:

Alice.Weaving@HampshireFA.com



Thank you.