

# KEY STATISTICS




## Health



A quarter (26 per cent) of lesbian, gay and bi staff say they have personally experienced bullying or poor treatment from colleagues in the last five years as a result of their sexual orientation

48%



Nearly half (48 per cent) of trans people under 26 said they had attempted suicide, and 30 per cent said they had made an attempt in the past year, while 59 per cent said they had at least considered doing so

Taken from Unhealthy Attitudes (2015) and The RaRE Research Report (2015)



## Hate Crime



One in five LGBT people and two in five trans people have experienced a hate crime or incident because of their sexual orientation and/or gender identity in the last 12 months

Four in five LGBT people who have experienced a hate crime or incident didn't report it to the police

4 IN 5



78%

The number of LGBT people who have experienced a hate crime or incident in the last year because of their sexual orientation has risen by 78 per cent since 2013

One in ten LGBT people have experienced anti-LGBT abuse online directed towards them personally in the last month. This increases to one in four for trans people directly experiencing transphobic abuse online in the last month

1 2 3 4 5 6 7 8 9 10

Taken from The Gay British Crime Survey (2013) and LGBT in Britain – Hate Crime (2017)



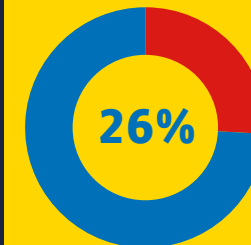
## At Work

One in five (19 per cent) lesbian, gay and bi employees have experienced verbal bullying from colleagues, customers or service users because of their sexual orientation in the last five years

19%



One in eight (13 per cent) lesbian, gay and bi employees would NOT feel confident reporting homophobic bullying in their workplace



A quarter (26 per cent) of lesbian, gay and bi workers are not at all open to colleagues about their sexual orientation

Taken from Gay in Britain (2013) and Engendered Penalties (2007)

# KEY STATISTICS (continued)




## Education

Nearly half (45 per cent) of LGBT pupils – including 64 per cent of trans pupils – are bullied for being LGBT in Britain's schools. This is down from 55 per cent of lesbian, gay and bi pupils who experienced bullying because of their sexual orientation in 2012 and 65 per cent in 2007



**45%**



**7 IN 10**

LGBT pupils report that their school says that homophobic and biphobic bullying is wrong, up from half in 2012 and a quarter in 2007

Taken from The School Report (2017) and The RaRE Research Report (2015)



## International

**72 COUNTRIES**

72 countries criminalise same-sex relationships (and in 45 the law is applied to women as well as men). The death penalty is either 'allowed', or evidence of its existence occurs, in 8 countries

In more than half the world, LGBT people may not be protected from discrimination by workplace law

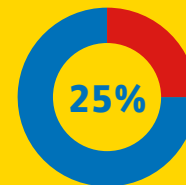


**1,612**



Between 2008 and 2014, there were 1,612 trans people were murdered across 62 countries – equivalent to a killing every two days

A quarter of the world's population believes that being LGBT should be a crime




Taken from Stonewall's International Work and ILGA World (2016)



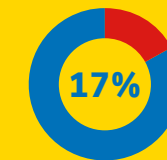
## Sport

Seven in 10 football fans who've attended a match have heard or witnessed homophobia on the terraces

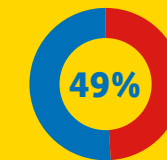


**10%**

One in ten LGBT people (10 per cent) who attended a live sporting event in the last year experienced discrimination because of their sexual orientation and/or gender identity



17 per cent of lesbian, gay, bi and trans people have experienced homophobia or transphobia in sport



49 per cent have witnessed homophobia or transphobia in sport

Taken from Leagues Behind (2009), Out for Sport (2012) and LGBT in Britain – Hate Crime (2017)