



Welcome to this  
evenings Devon  
FA Pitch  
Maintenance  
Evening



Welcome by Paul Morrison

Introducing our partners

Winter Pitch Care, Tim Wakeham

GMA Pitch Advisory Service, Ashley Hendrickx-Nutley

Funding to improve your pitches, Chris French

The Devon FA Grounds Team Association, Paul Morrison

Match Day Preparation, John Wright

Close, Paul Morrison

## Our Partners

Masons Kings

Linemark UK

Velvit Fertilisers

DFL  
Seeds & Science

Complete Weed  
Control

Wakeham  
Ground Care







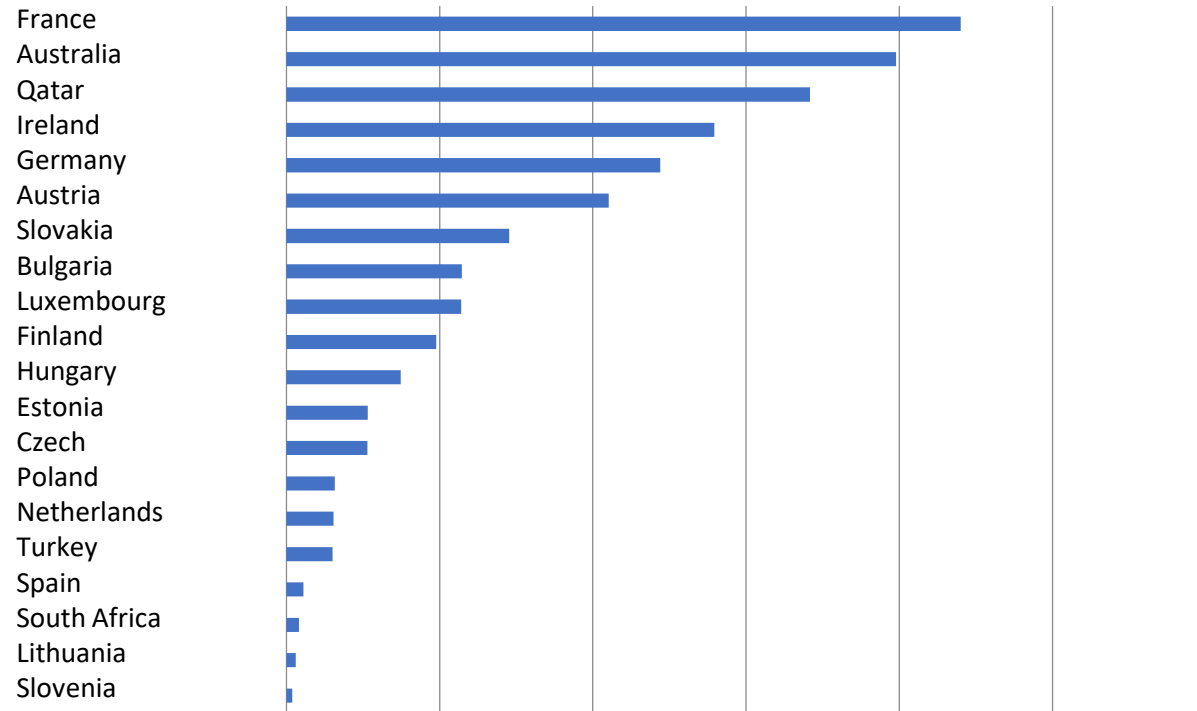
**GreenBest<sup>®</sup>**

Smart Fertilisers

## Background on GreenBest

- **In 2020 Greenbest:**
  - **Established 22 years ago**
- **Manufactured for 584 Companies**
  - **Completing 10,179 orders**
    - **To 2491 destinations**
      - **In 26 countries**
- **Sold 4116 unique products**

# Export





# VELVIT LTD

Our Branded Range

# The Velvit Brand



# The Velvit Range



# ***NUTRILONG***

**Controlled Release Fertiliser**

Nutrilon is a precision coated urea that gradually releases nitrogen when it is needed.

## ***NUTRILONG***

### ***V90***

Nutrilon V90 has a longevity of up to 3 months in temperate climates.

## ***NUTRILONG***

### ***V180***

Nutrilon V180 has a longevity of up to 6 months in temperate climates.



***UREA***

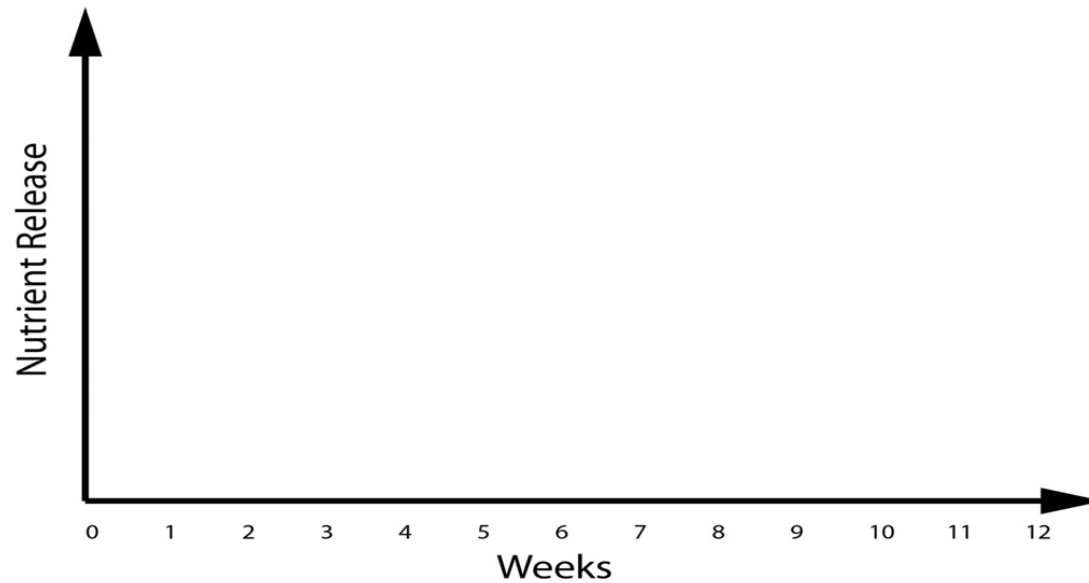
***POLYURETHANE SHELL***

*Precision coated uniform granules*

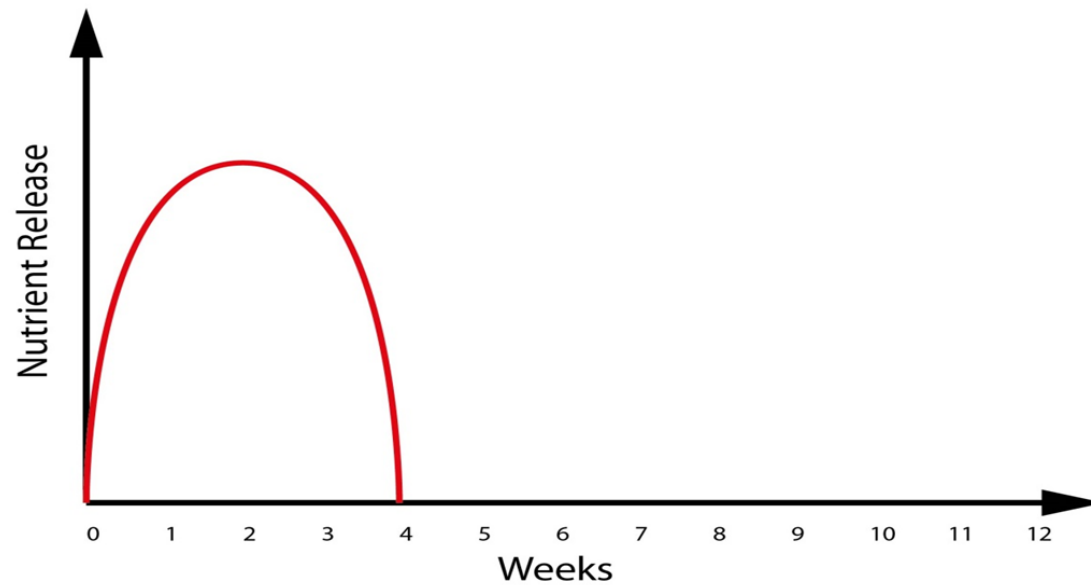
*Slow nutrient release in response to temperature*

*Nitrogen delivered by diffusion when its needed*

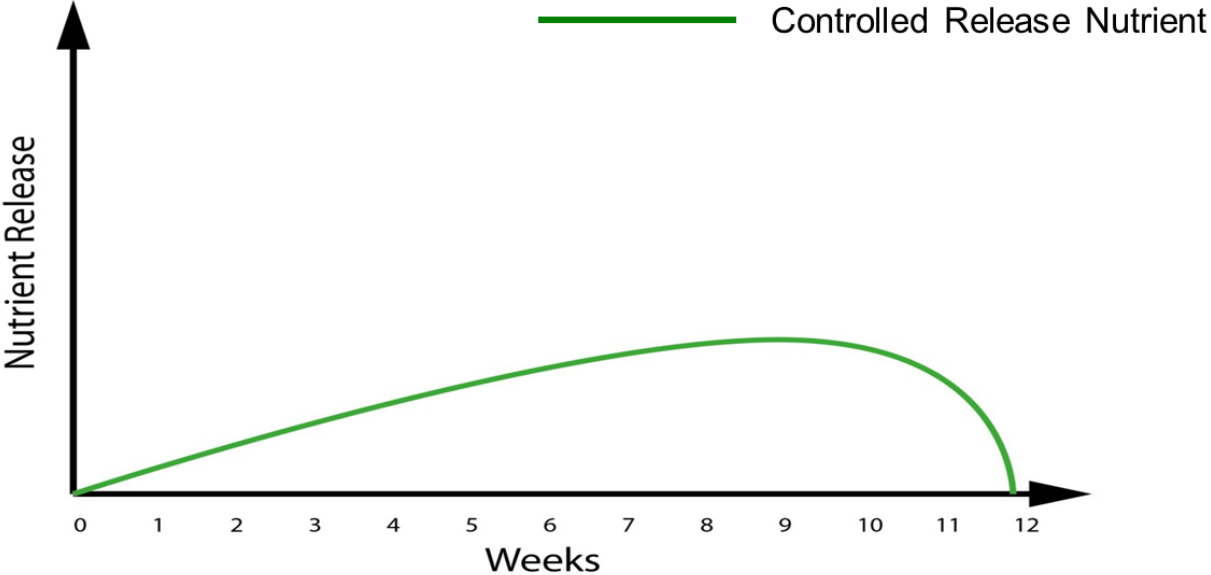
# Controlled release / Slow Release



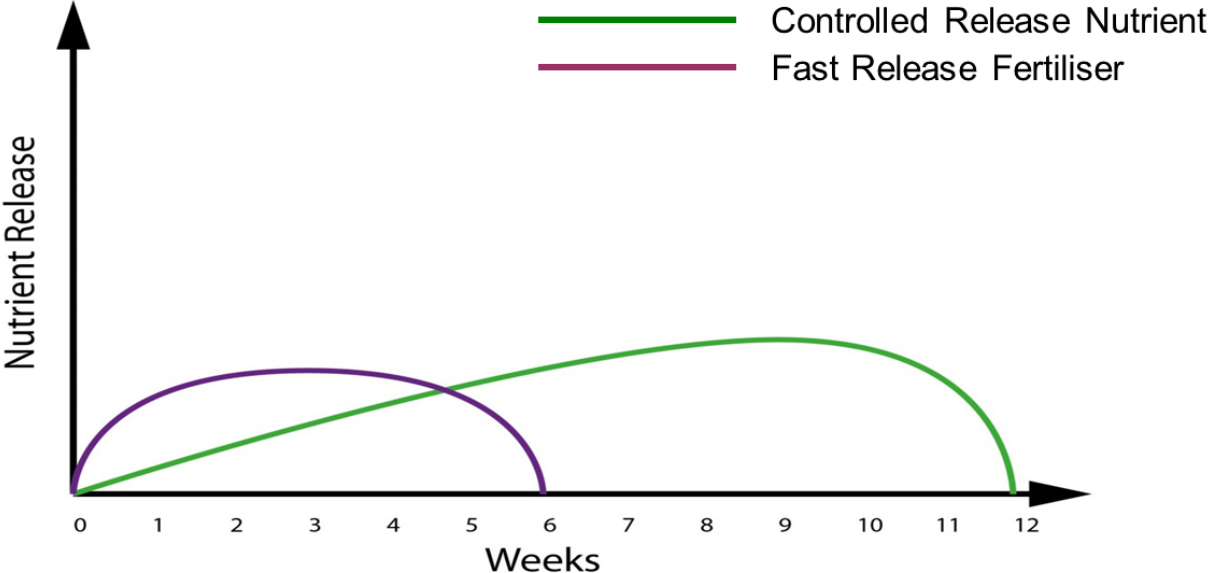
# Controlled release / Slow Release



# Controlled release / Slow Release

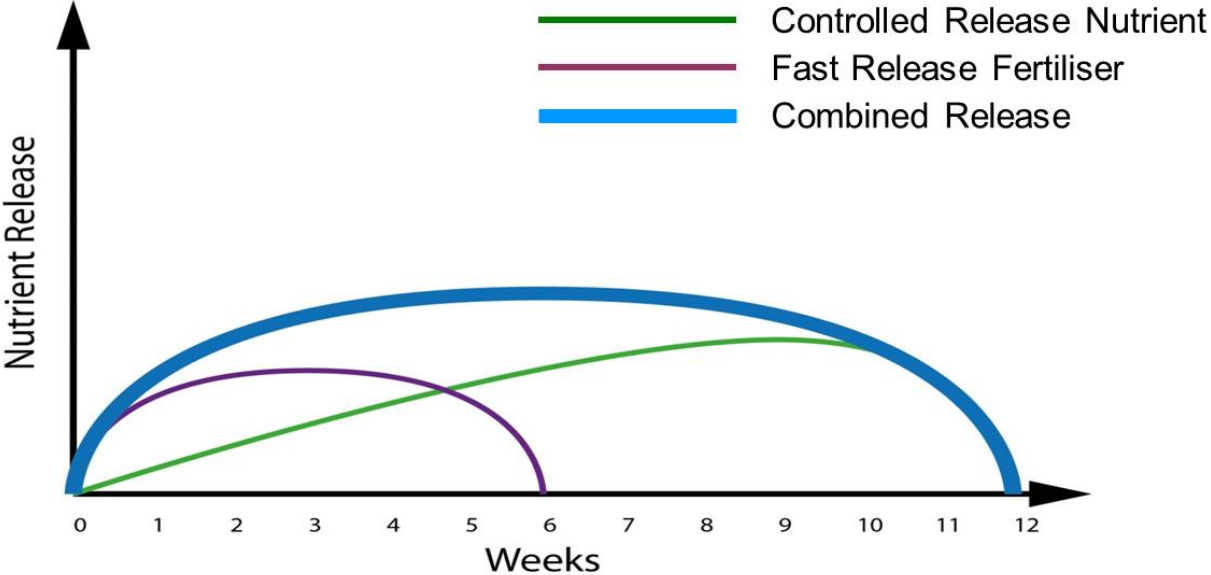


# Controlled release / Slow Release





# Controlled release / Slow Release



# NUTRILONG

Controlled Release Fertiliser

Nutrilong is a precision coated urea that gradually releases nitrogen when it is needed.

# NUTRILONG

## V90

Nutrilong V90 has a longevity of up to 3 months in temperate climates.

# NUTRILONG

## V180

Nutrilong V180 has a longevity of up to 6 months in temperate climates.

# NUTRILONG


## V180

A range of granular fertilisers designed with **Nutrilong V180** to release their nutrients over a period of 5-6 months. Providing sustained nutrition with nutrient profiles designed to nourish and maintain the turf for optimum health, performance and appearance.

A long steady release profile reduces the number of applications required and minimises nutrient loss through volatilisation and leaching, to provide both cost and environmental benefits.

29-4-8 + 1.7%MgO 83%V180 (1-2mm)

High nitrogen spring and summer fertiliser containing readily available nutrients for colour, growth, sward density and plant health. Suitable for pitches, tees, surrounds, fairways, lawns and turf cut to 6mm and above.



Available in 20Kg




NUTRILONG  
V180



28-5-8 + 1.2%MgO 80%V180 (2-3mm)


High nitrogen spring and summer fertiliser containing readily available nutrients for colour, growth, sward density and plant health. Suitable for fairways, pitches, surrounds, lawns and turf cut to 10mm and above.



Available in 20Kg



NUTRILONG  
V180



# Questions





From local producer to global supplier




Est 1906

Owned by 3200  
Danish farmers

Corporate

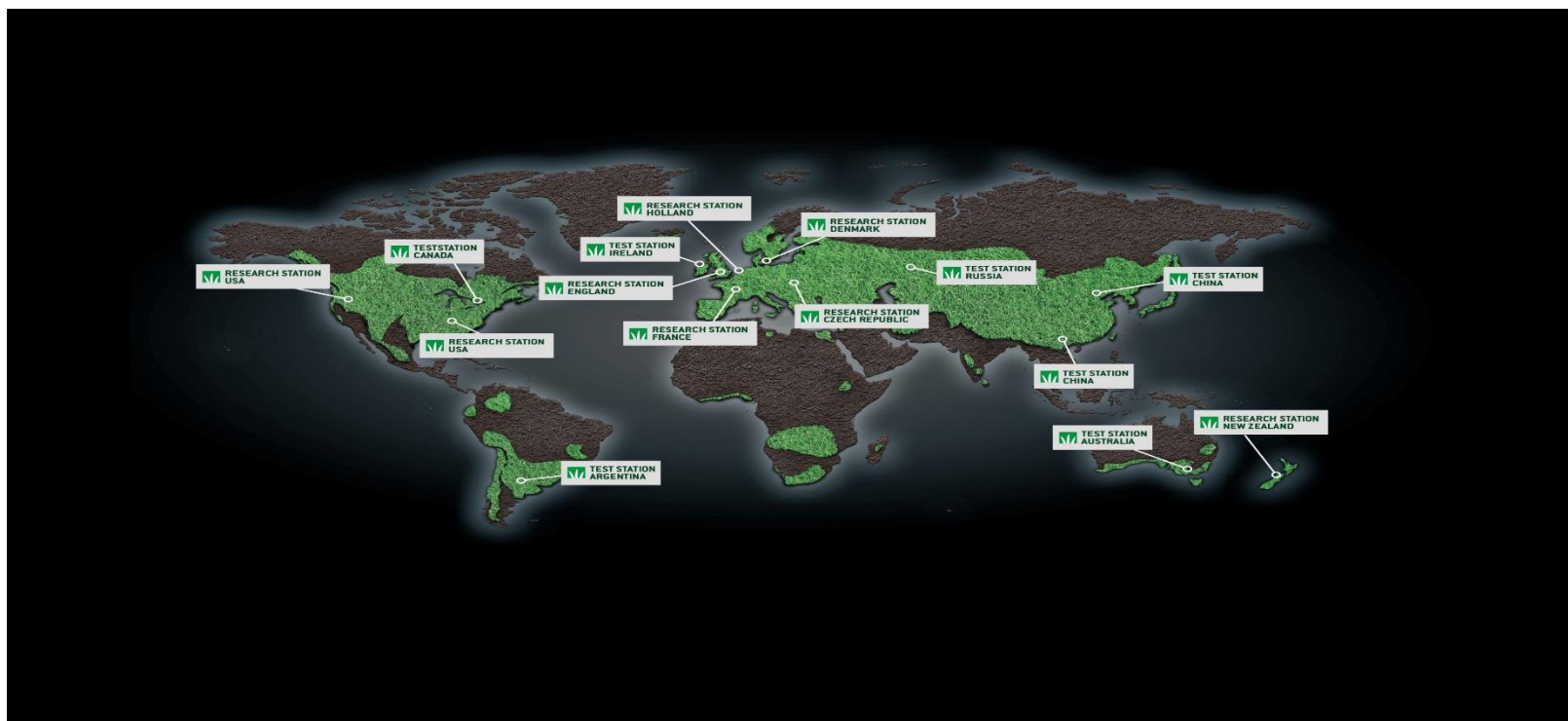
R&D

A close-up photograph of a person's hands in a white lab coat. The person is using silver tweezers to carefully handle a small, green, elongated plant specimen on a clear petri dish. The background is a plain, light-colored surface.

One in ten of our  
employees works  
with R&D

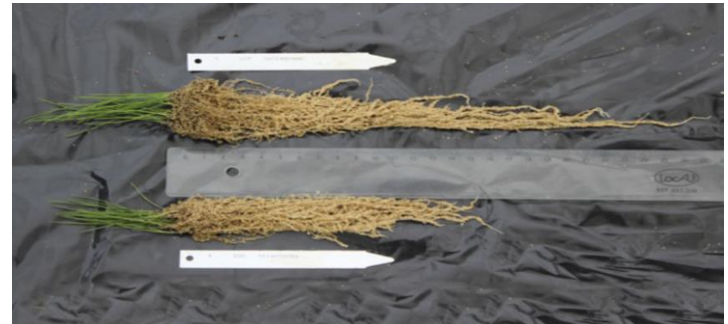
Corporate

# Seed Breeding




# The Benefits of 4Turf tetraploids

- They have larger, high-energy seeds for rapid establishment, even when soil temperatures are as low as 4° C.
- Rapid establishment reduces *Poa annua* invasion
- Increased root mass
- Improves drought-tolerance and increases the efficiency of the plants use of nitrogen in the rootzone.
- Exceptional disease resistance and winter hardiness for reduced maintenance and chemical applications





# Certified Seed Production



Seed sampling  
Germination  
Purity  
Accuracy  
Traceability

Corporate

# Seed Quality

- Grass seed is available at different prices and quality
- Low quality grass seed contains cultivars not listed for turf use.
- Coarse and open sward
- Weeds & Poa establish easily
- Lowest market standard; EU Quality

May contain up to 33,000 weed grass seeds per kg incl. Poa Annual



## Lowest market standard


Example: Red fescue seed in EU quality



Grass seed sold in the EU may contain up to 33,000 weed grass seeds per kg including annual meadow grass, and up to 15% waste.

# Highest seed quality

- DLF choose officially listed cultivars for turf
- Turf cultivars are dense and fine leaved
- Tolerant to close mowing
- Adapted to local conditions
- Highest Purity




## Highest purity

Example: Masterline quality



# The Journey of seed



# COVERING THE WORLDS GREATEST STAGES



Twitter @Qualityseed

Web: [www.dlf.co.uk](http://www.dlf.co.uk)



# *complete weed control*





**WINTER PITCH MAINTENANCE**

**THE CHALLENGE TO PRODUCE  
A SURFACE**

# SENT TO TRY US

LEAVES

RAIN

SHADE

FROST

SNOW

REFEREES



# LEAVES



A photograph of a soccer field with a large, shallow puddle of water in the center. The grass is green, and the water is murky brown. A white goalpost is visible in the upper right corner. The text 'RAIN' is overlaid in the upper center, 'WATERLOGGING' is overlaid on the left side of the puddle, and 'A WET SATURDAY MORNING' is overlaid at the bottom right.

RAIN

WATERLOGGING

A WET SATURDAY MORNING



SHADE

SHADE

FROST



# SNOW



# REFEREES



This Photo by Unknown Author is licensed under [CC BY 4.0](https://creativecommons.org/licenses/by/4.0/)

# HOW DO WE COPE WITH THE CHALLENGES OF WINTER



## PREPARATION



WHAT WE DO NOW WILL HAVE  
AN AFFECT INTO THE WINTER

NUTRITION

AERATION

WEED CONTROL

CUTTING

SURFACE CLEANLINESS

AERATION



# NUTRITION

## APPLICATION OF CONTROLLED RELEASE FERTILISER IN THE AUTUMN



# AUTUMN AERATION



# CUTTING THE PITCH



# SURFACE CLEANLINESS

SELECTIVE HERBICIDE

*complete  
weed control*



CHAIN HARROW



LEAF SWEEPER



# AERATION



THE BULLSHIT FACTOR  
STRIPE THE PITCH

THE BULLSHIT FACTOR  
LINE MARKING



# RAISING PITCH STANDARDS



**GROUNDS  
MANAGEMENT  
ASSOCIATION**



**PITCH  
ADVISORY  
SERVICE**



**SPORT  
ENGLAND**



**Making sport possible**



## PAS Regional Pitch Advisor Introduction



# Ash Hendrickx-Nutley – South West Region

- Involved in the programme from Aug 21
- Former Head Groundman with 30 years experience
- Experience working in independent school multi-sport grounds and grass root cricket

Making sport possible





# What is the PAS?

Making sport possible



# What is the PAS?

- The Pitch Advisory Service (PAS) is a partnership between Sport England, FF, GMA, ECB, FA, RFL and RFU.
- Aimed at achieving sustainability of natural turf pitches through enhanced education and training of volunteer and professional grounds managers, through improved maintenance and provision of specialist equipment and materials
- That provides an enhanced network of support expertise available to the people and organisations maintaining natural turf pitches, particularly those working at the local level.
- Now in the first year of Phase 3 (2021 to 2024)
- Phase 1 2014 to 2017 included the GMA, FA, RFL, ECB and Sport England. Phase 2 (2017-2021) included the GMA, FA and ECB.

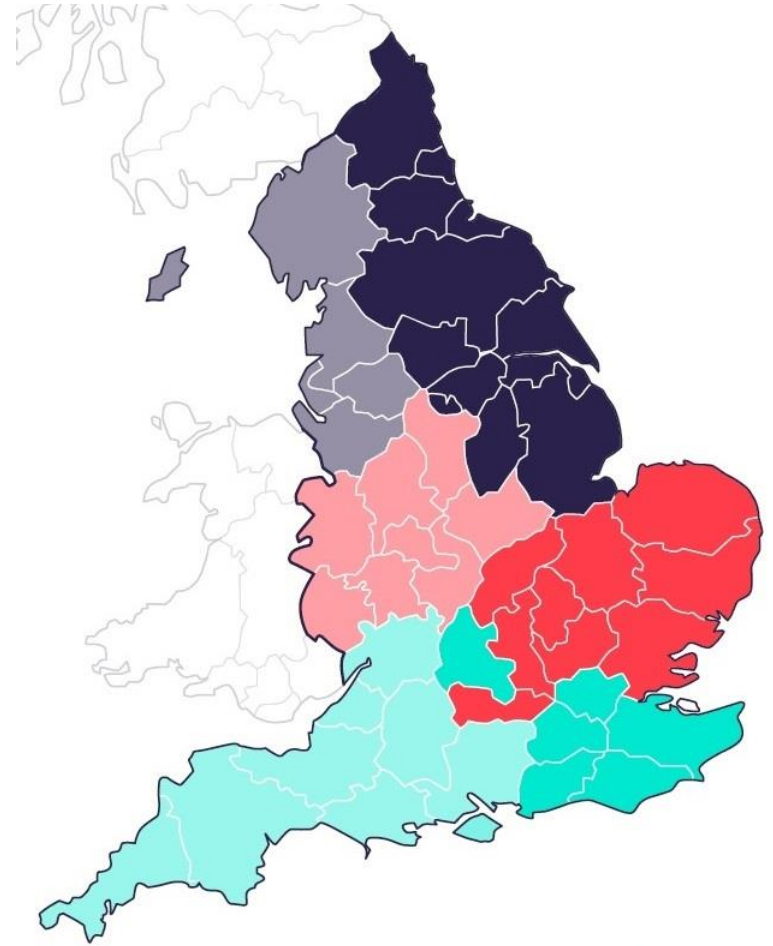
- **Collaborates with:**
- Football – CFAs, The FF, The FA, Volunteers, SPAs, Local Authorities and Sport England
- Cricket – Cricket/County Grounds Associations, Local Authorities, Cricket/County Pitch Advisors
- Rugby League –
- Rugby Union -
- **Which may involve:**
- Visits and reports
- Support and guidance
- Advice and recommendations
- **And includes**
- Renovations
- General maintenance
- Machinery recommendations
- Training and events



# Football Regional Map

Tom Rowley – Key Account Manager for Football

Adam Cooper	RPA - North West
Ian Powell	RPA – North East
Kevin Duffill	RPA – Central West
Julien Morris	Senior RPA – Central East
Ash Hendrickx-Nutley	RPA – South West
Daniel Bradley	RPA – South East



# GMA Learning - Training

## Online Winter Pitches Course Suite Levels One to Three available

You will become part of the growing network of sports turf experts and volunteers. You will gain valuable and applicable skills. You will enjoy a fun, informative and productive course – with content from excellent and knowledgeable experts.

- + [Online Level 1 Courses](#)
- + [Online Level 2 Course - Winter Pitches \(Applied Turf Culture\)](#)
- + [Online Level 2 Effective Maintenance of 3G Pitches](#)
- + [Online Level 2 Course - Cricket Surfaces \(Applied Turf Culture\)](#)
- + [Online Level 3 Course - Winter Pitches \(Advanced Turf Culture\)](#)

Price - from £35-£150 depending on GMA membership and level of the course

## Level 3 Online (Advanced Turf Culture)

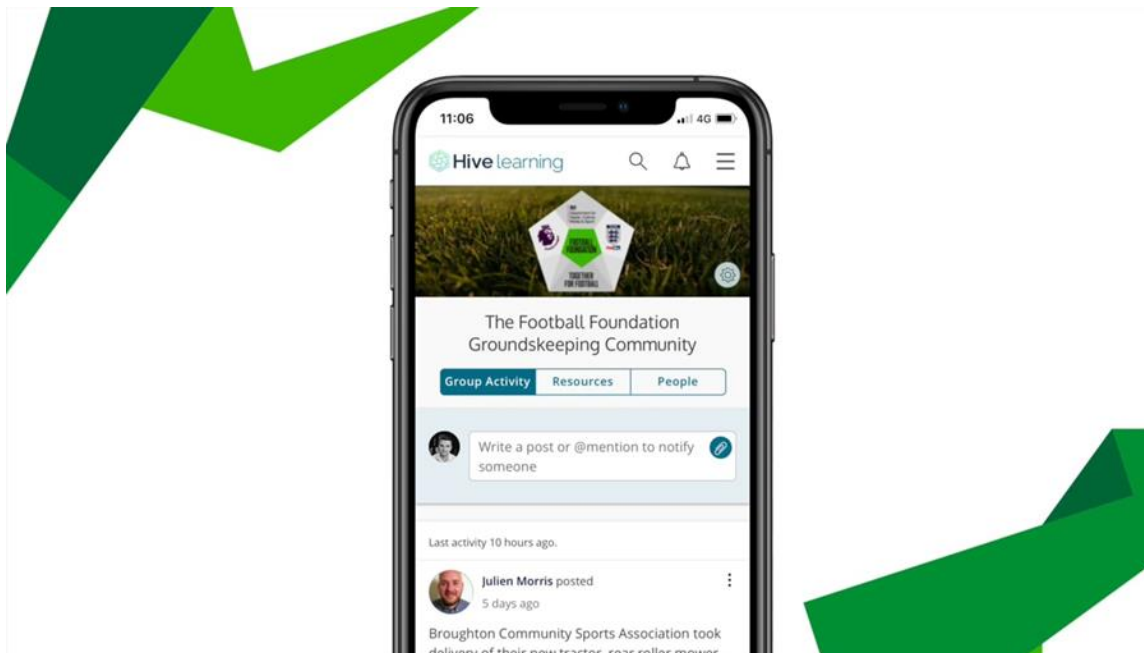
### Course description

The online Level 3 course for Winter Pitches will allow you to understand about the advanced technical aspects of turf maintenance and management, and how they may form an integral part of a detailed work programme. This course will allow you to get the most from your surface in terms of quality standards and ultimately, carrying capacity.

### What will you learn?

- What is meant by the term 'carrying capacity'
- The influence of drainage, soil type and compaction on carrying capacity
- Soil nutrient testing and what this might mean for your pitch
- Grass cultivars and selection and evaluation
- Controlling undesirable organisms and Integrated Pest Management
- Health and safety systems
- Planning a work programme
- Managing a surface to optimise carrying capacity.

**PITCH  
ADVISORY  
SERVICE**



**An online community for advice and best practice tips from GMA Pitch Advisors and grounds keepers.**

- 2700+ users
- RPA interaction
- Maintenance Essentials
- Learning and tips cards
  - Funding/News signposting
  - Materials and equipment information
- Interactive forum



# PitchPower


Making sport possible



# PitchPower



- Allows you to self-assess your pitches, and record, store and update information yourself
- Significantly reduces the time it takes to receive the report compared with site visits
- Provides seasonal, ongoing advice about how to improve your pitch
- Works via a combination of photographs (site condition and soil sample) and information input
- Free to download and use
- User guide, instructional videos on Football Foundation website <https://footballfoundation.org.uk/pitchpower/how-it-works>
- Please ensure you use PitchPower on all your pitches if you want to apply for funding.



# PitchPower

## 1. Set up your PitchPower account

Complete from the comfort of your own home

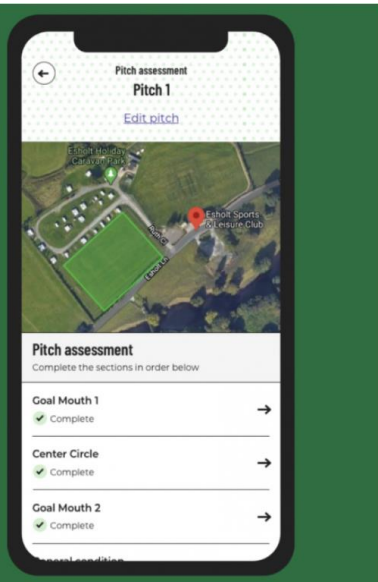
- Using your mobile, sign up [here](#)
- Find your **organisation** from the dropdown list
- Locate the **ground(s)** you maintain
- **Add all the pitches** you maintain at the ground(s)



PitchPower works best on mobile. If you need to do it on your desktop, please make sure you use a compatible web browser such as Google Chrome, and not Internet Explorer.



# PitchPower



## 2. Carry out your pitch inspection

- Head **out to the pitch**. Make sure you have a spade or a soil sampler, a tape measure and a camera phone with you.
- Using your phone, go to [PitchPower](#) and sign in to **complete a pitch inspection**
- Complete an inspection for **the pitches you maintain at your ground**. If you have up to 6, you need need to complete an inspection for each. If you have more, please see [here](#).

## To get ahead, have the following to hand:

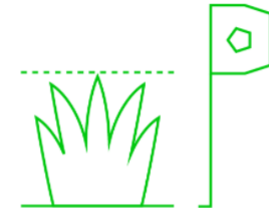
- Details of the maintenance equipment you currently use
- Your annual budget for maintenance/renovation
- List of standard maintenance activities you carry out
- Info on training courses you've completed
- Pitch cancellations/usage info

# How do I measure grass height?



## How long is your grass?

Every blade of grass is different, so an average will do.



[? Need help with this? Watch the video](#)

### Add a photo of the grass height

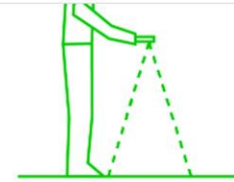
Take your tape measure and measure the grass from the base where it meets the soil, to the tip. Take a picture that clearly shows the grass against the tape measure.

 TAKE A PHOTO

What is the average grass length?

<input type="text"/>	mm
----------------------	----

# How to picture surface profile?



[? Need help with this? Watch the video](#)

## Add a photo of the surface

Take a picture of this section of the pitch to help identify the amount of grass and weeds there are. Hold your camera at waist height, directly above the area you want to capture.



## Grass coverage

Using the grid above please count the number of squares with grass in. Be careful not to include bare patches in your counting.

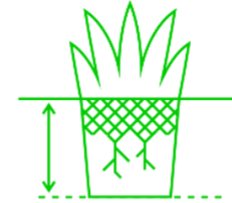
Please add the number of squares counted to give the percentage of grass coverage in the picture.

<input type="text"/>	%
----------------------	---

# How do I measure root depth?



# How do I measure root depth?



[? Need help with this? Watch the video](#)

<input type="text"/>	mm
----------------------	----

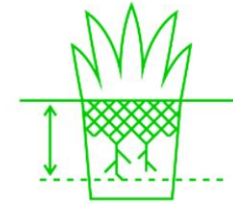
## Root depth

Roots provide the grass with much-needed food and water and also join the grass to the soil. The greater the root depth, the healthier and stronger the grass will be, helping it cope with extremes in weather, as well as wear and tear during the playing season.

Using a tape measure, starting where the soil begins at the base of the grass, measure the roots in millimeters.



# How do I measure thatch?



[Need help with this? Watch the video](#)

<input type="text"/>	mm
----------------------	----

## Thatch depth

Thatch is a build-up of organic material that can affect the quality of your pitch. It's a spongy layer that sits between the base of the grass and the soil. Measuring the depth of the Thatch and seeing a picture of it, will help us to recommend what's needed to improve it.

With the same soil you used for the root measurement. Using your fingers, and from the side, feel for a spongy layer. It will start where the grass meets the soil. Using your tape measure, measure the depth of this layer.



# How to picture line markings?




## What standard are your line markings?

A good playing experience relies on line markings being clear, in the correct places and straight.

Using the wrong materials to make the markings can have a negative impact on the pitch quality and in some cases is even illegal.

[? Need help with this? Watch the video](#)

 TAKE A PHOTO

### Please select from statements below.

Above standard – Painted line markings are always clearly visible and straight

Standard – Painted line markings are visible but not always straight

Below standard – Painted line markings are not visible or lines have been applied using a non-standard material e.g. herbicide

# Equipment



## Compact tractor

**Name** Dong Feng (Landlegend) 30hp Turf Tyres

**Condition** Good      **Year** 2017

Model DF404G2 - Diesel - 3 point linkage - Current hours 560.

## Line marker

**Name** Kombi Classic

**Condition** Good      **Year** 2019

None

## Mowing equipment

**Name** Trimax Striker 190 Cutting Deck.

**Condition** Good      **Year** 2018

Trimax Striker Rotary Mower - cutting height Spring/Summer 27/30mm - Autumn/Winter 40mm.

- The examples and pages over these three slides offer significant insight into the level of detail that can be included – this raises the awareness of the RPA and level of report which can be produced
- It offers opportunity for a club to use PitchPower as a monitoring and measuring tool to document information and look back on
- It's important to list all machinery used and condition
- Provide accurate data around usage and cancellations
- Use PitchPower as an additional tool at your disposal



# Maintenance

## Site information

### Maintenance budget

per year

£1,200.00

### Renovation budget

per year

£2,100.00

## Standard Maintenance Activities

### Overseeding (Out of season renovation)

Over seeding undertaken later due to COVID restrictions in spring & early summer. So on the 23rd September 2020 all pitches were seeded using a tractor mounted Dimple Seeder. 12 bags of TT4 used for this.

### Goal Mouth repairs (Renovation)

Up until this season no meaningful work on the 6 goal mouths were undertaken. So Contractor employed on the 23rd June 2020 to Harrow & add top soil to these worn & bare areas. These were then levelled & overseeded with TT4 Renovation Seed.

### Top Dressing (Renovation)

Top Dressing is done by hand to address thin, worn or bare areas of grass. This was completed in June 2020. However each pitch should be scarified & top dressed regularly which is on my list of scheduled works. It is difficult to source the right contractor with the right equipment to undertake this and of course cost is a factor both in terms of sourcing the correct material & equipment.

### Application of selective herbicide (weed treatment)

2 x per year

Due to COVID restrictions Application of Selective Weedkiller on the 7th July 2020 undertaken by a specialist contractor with Gator mounted spraying equipment. Effective on daisy, dandelion, buttercup but not as effective on Plantain. The last application of weedkiller was in 2016 so ingress of weeds has been severe & remedial action is ongoing. I have enrolled for a City & Guilds Level 2 course (PA1 & PA6) on application of Pesticides to obtain a licence for legal accredited use if Pesticides & Herbicides & to broaden my knowledge on Pest & Weed control. Ideally I would prefer to treat all areas twice a year & any problematic areas spot treat with hand held equipment when licenced to do so.

### Line marking

Weekly

The 3 pitches require measuring & stringing out during the month of August. Dependant on weather conditions each pitch requires marking once a week as a minimum. The two 11 v 11 pitches are marked using Fleet Super C White Paint usually between 4 to 8 parts water depending on initial coverage. 9 v 9 Pitch is marked using Fleet Blue Colour XS.

### Top Dressing (In Season)

Little or no top dressing undertaken during the season except as described under "renovations".

### Overseeding (In Season)

Monthly

This is done by hand & focus is on application of seed to areas that appear thin or worn.

### Mowing

Weekly

Mowing by tractor mounted Trimax Striker 190 Rotary Mower. Cutting height 27/30mm during Spring/Summer and cut two or three times a week. Autumn/Winter once a week or sometimes twice depending growing conditions. Conversely cutting may be restricted by winter ground conditions (too wet/too soft).

### Slitting

1 x per year

To be scheduled.

### Scarification

1 x per year

Scarification not undertaken this year. Need to dovetail that with top dressing & overseeding which has been difficult with COVID & very dry summer and the lack of available equipment for hire.

### Goal mouth repairs (In season)

Daily

We have a significant rabbit problem in 2020, so as well as divot & scuff holes repairs are constant. So need to find a control solution for rabbits which tend to dig up freshly renovated areas & areas of good grass to feed on the roots. Additional problems caused by crows digging & tearing turf to feed on grubs. An area of 8m x 6m on the edge of an 18 yard box torn up & had to be dug up, top soil added & reseeded in August.

### Application of selective herbicide (weed treatment)

2 x per year

Selective weedkiller applied on the 7th July 2020. Contractor used Gator mounted arm sprayers for broad leaf weed. Most prevalent is Clover, Daisy, Dandelion, Buttercup & Plantain. Good result except for Plantain which requires further control.

### Application of fertiliser

4 x per year

Supply of fertiliser delayed this year so only two applications completed in 2020. Marathon Sport Spring 16+4+8 applied using tractor mounted hopper on the 10th June 2020. Marathon Sport Autumn 7+0+21 applied using tractor mounted hopper on the 7th October 2020. It is hoped to schedule fertiliser application 4 times a year in future.

### Decompaction

3 x per year

Vertical time aeration over two days on the 4th & 5th April 2020 using Tractor mounted Verti-Drainer. Linear Decompaction is scheduled for November or December depending on availability of machinery. Air2C2 324 is available for hire which I am hoping will be available for hire very soon and is a priority. The last time any of the pitches were decompacted was at least 4 years ago using a 2 stroke Robin Dagger which is now defunct.

### Surface Grooming

Monthly

Assembling brush for the back of the tractor or ride on - work in progress!



# Grass Pitch Maintenance Fund considerations:



- The funding is made available to support **enhanced maintenance works** recommended to raise or sustain the pitch towards/at the GMA's PQS standard of 'Good'.  
Routine grass cutting and line marking are excluded from operations which funding can be utilised
- There is a requirement to submit a minimum of two PitchPower assessments annually it is mandatory that one of these submissions is completed between **November and March**  
A good example of ideal times to carry out your assessment are as below:
  - **September/October** : so that in-season maintenance works can be recommended
  - **February/March**: so that end of season renovation operations can be recommended
- If the grant is awarded, two members of the organisation or club will need to enrol on and complete the GMA's online Level 1 Winter Pitch training course
- The club or organisation is responsible for organising and supervising any works carried out by a contractor; recommended works should be performed on all pitches funding was successful
- Site visits may be carried out to monitor performance progress
- The funding rate for year 1+2 at 100%, 66% years 3 + 4, 33% years 5+6 – thereafter the pitch is required to be sustained at the GMA's PQS standard of 'Good' or above

# SALT EX

SPORTS AMENITIES LANDSCAPING TRADE EXHIBITION

3 - 4 November 2021  
NEC Birmingham



Visiting saltex is free of charge  
Online registration is now open - [gmasaltex.co.uk/visitor-registration/](https://gmasaltex.co.uk/visitor-registration/)



# Our Partners

**PitchPower**  
is the gateway  
to....

**Grass Pitch Maintenance Fund**  
Part of **GameOn!**  
Three funds. One big kick-off.

TOGETHER FOR FOOTBALL

The banner features a green background with white text. It includes icons of a tractor, a football pitch, and a hand holding a pitchfork. A small logo in the top right corner reads 'TOGETHER FOR FOOTBALL' and includes the Devon County FA logo.

**Small Grants**  
Part of **GameOn!**  
Three funds. One big kick-off.

TOGETHER FOR FOOTBALL

The banner features a green background with white text. It includes icons of a goal, a pitch, a wrench, and a scoreboard. A small logo in the top right corner reads 'TOGETHER FOR FOOTBALL' and includes the Devon County FA logo.

# Grass Pitch Maintenance Fund

The Grass Pitch Maintenance Fund is a £14m fund that provides eligible clubs and leagues with a six year grant to help them sustain pitches already at a 'good' level and enhance pitches that are either considered 'poor' or 'basic'

## Who is eligible?

All applicants must have the required security of tenure and have received a PitchPower Pitch Assessment Report

- ✓ Grassroots clubs
- ✓ Leagues
- ✓ Charities (with an annual turnover of less than £500k)
- ✓ National League System Clubs Step 1-6 (only for pitches at the site that are used for community football)\*

## Who is not eligible?

- ✗ Clubs, leagues or organisations without suitable security of tenure (details below)
- ✗ Clubs, leagues or organisations without a PitchPower Pitch Assessment Report
- ✗ Charities with an annual turnover of £500k or more
- ✗ Local Authorities
- ✗ An individual or sole trader
- ✗ A commercial/for-profit entity

Tapered means that the Football Foundation will pay a reduced percentage of the initial grant value every two years with the club making up the difference. For example, the grant awarded for an 11v11 pitch that needs enhancing would be £2,500 in year 1 and 2, £1,667 in year 3 and 4 and £833 in year 5 and 6.

# Grass Pitch Maintenance Fund



## ASSESSMENT REPORT

### ST ANDREWS SPORTS CLUB

Site ID: 6011503

This report has been compiled by the Grounds Management Association for **St Andrews F.C. - ST ANDREWS SPORTS CLUB** and **Leicestershire & Rutland FA** to see how support can be offered in improving the standard of football pitches and level of maintenance across the area.

### Enhance

(For pitches with a Performance Quality Standard (PQS) of basic or below)

Pitch Size	Grant Value (per Pitch)
11v11	£2,500
9v9	£2,000
Mini Soccer	£1,500

### Sustain

(For pitches with a Performance Quality Standard (PQS) of good or higher)

Pitch Size	Grant Value (per Pitch)
11v11	£750
9v9	£500
Mini Soccer	£300

The amounts show the grant values for the first year at 100% funding.

# Grass Pitch Maintenance Fund



## What can the grant be spent on?

The funding provided must be used to carry out the recommendations from your PitchPower Assessment Report. These can include:

- Contractor works e.g. slitting, scarification or decompaction
- Purchasing materials e.g. seed or fertiliser
- Purchasing equipment e.g. Soil Sampler

# Grass Pitch Maintenance Fund

What impact does it have?  
Fillace Park, Horrabridge Rangers

July  
2018

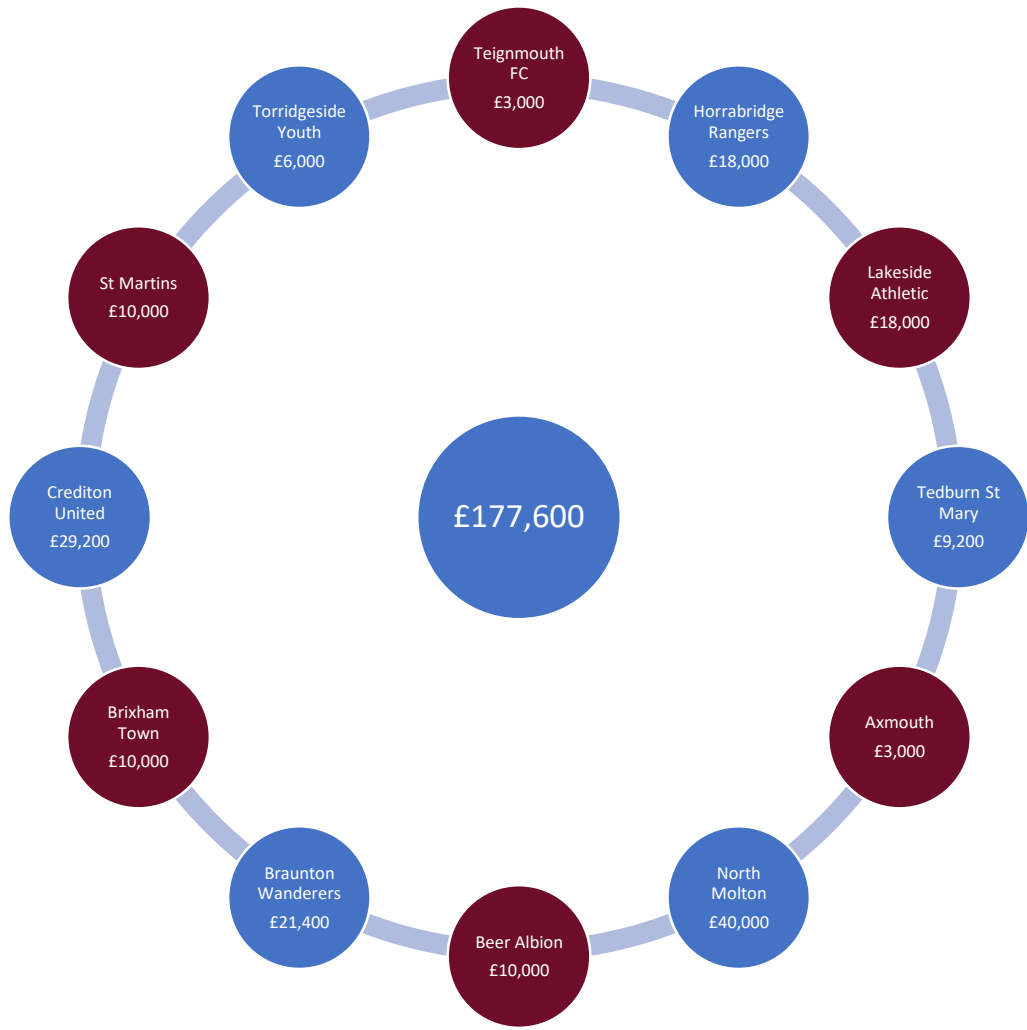


August  
2021

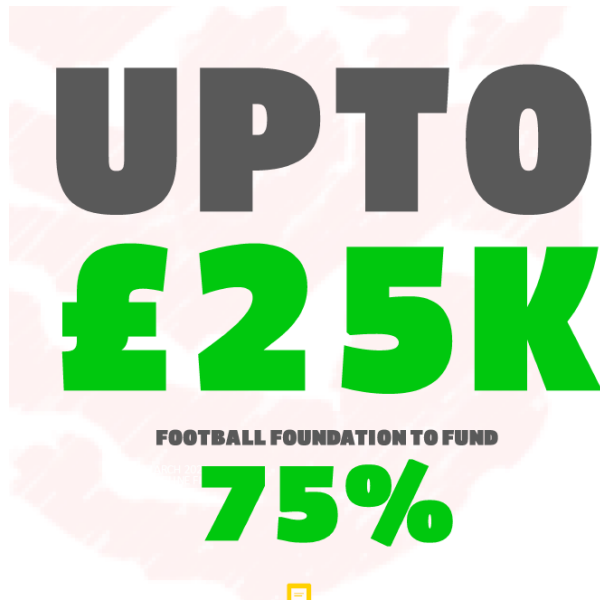




# Impact in Devon this year.....



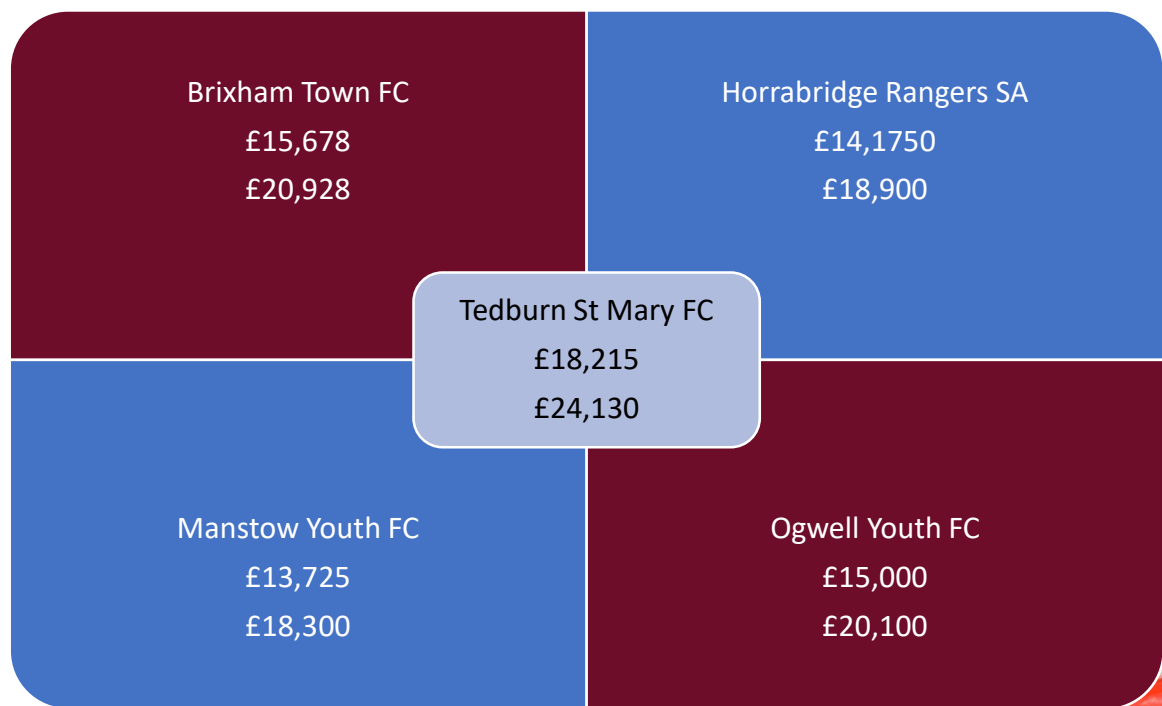
## Small Grants Scheme



What can the grant be spent on?

- Grass Pitch Machinery & Equipment
- Changing Pavilion / Clubhouse Refurb
- Fencing
- Goalposts
- Portable Floodlights
- Storage Containers

# Small Grants Scheme



# Devon FA Grounds Team Association

