

WANT TO RUN YOUR OWN

FOOTBALL FESTIVAL?



HERE IS A SIMPLE 'HOW TO GUIDE'

Why get involved?

Football Festivals are a fun, inclusive and practical way to harness the excitement and buzz of UEFA EURO 2020. If you're using the Host City Challenge and/or Reading Challenge resources in your school, it's a great way to further engage young people.

With flexibility around the type of venue required and simple equipment requirements, you can use this guide to suit your locality and the number of young people you wish to involve.

Who can you use the guide?

SEND, primary and secondary schools, families and those who want to set up a festival in a community or club setting.

What's included?

A simple overview of the equipment you will need, roles of the players, how to play different festival formats, adaptations you can make, and useful diagrams to make it easy to understand.

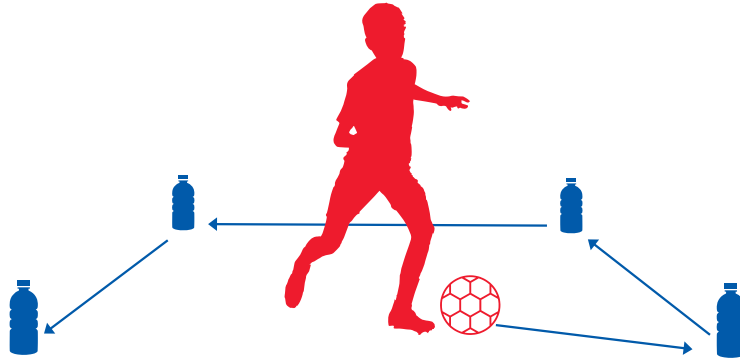


AT HOME FESTIVAL

FOOTGOLF

PLAYERS: 1+

EQUIPMENT: Ball | 4 household items



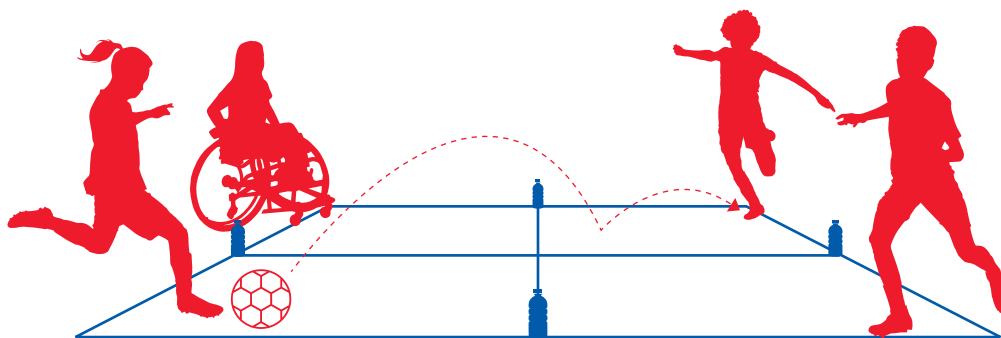
HOW TO PLAY

1. Select four random household items such as tins, empty plastic bottles.
2. Use items that won't break and ensure you have plenty of space around you.
3. Place these items around your house or garden to create your footgolf course.
4. Decide on a starting position.
5. Count the number of touches needed to move the ball to the object.
6. Challenge yourself to take as fewer touches as possible.

FOUR SQUARE

PLAYERS: 2 - 4

EQUIPMENT: Ball | Chalk | 4 plastic bottles



HOW TO PLAY

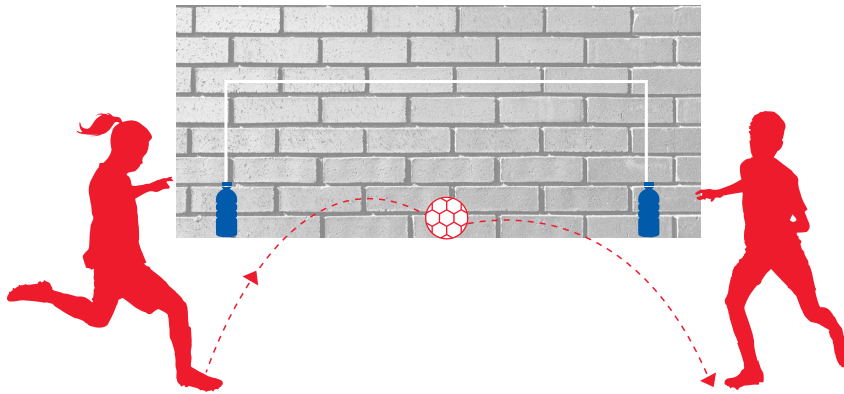
1. Mark out four squares.
2. Place a plastic bottle in the compass points North, East, South and West. These represent each player's goal corner.
3. One person stands in each square. (if needed a person can work across two squares).
4. The ball is kicked upwards into a different square. Once the ball bounces it can be returned. This game can also be played by bouncing the ball with your hands.
5. Each player starts with 5 points.
6. To score a goal the ball must bounce inside a square and be missed by the defending player.
7. If the ball hits a plastic bottle the goal does not count.
8. If a player kicks the ball and it misses all the squares that player loses a point.
9. The first player to score 10 points wins.
10. If the ball misses the square or the player defending that square misses the ball, the player kicking the ball scores a point.

AT HOME FESTIVAL

TVTVTV

PLAYERS: 1+

EQUIPMENT: Ball | Chalk or plastic bottles




HOW TO PLAY

1. Find a wall and mark out a goal with either chalk or plastic bottles.
2. Each family member takes it in turn to kick the ball towards the goal, once the ball hits the wall, the next person tries to return the ball.
3. The aim of the game is to try and build the longest football goal rally possible.

FOOTY FEST

PLAYERS: 2

EQUIPMENT: Ball | 4 plastic bottles



HOW TO PLAY

1. Using four plastic bottles make two goals.
2. Play a 1 v 1 game and see if you can score a goal past your opponent.