

FA Level 1 Introduction to First Aid in Football



LMS



Sudden Cardiac Arrest Module
&
Concussion Guidelines

Thank you for booking on the FA Level 1 Introduction to First Aid in Football.

(Previously known as FA Emergency Aid)

Prior to the course you will need to complete the following e-Learning modules:

- [Sudden Cardiac Arrest](#) (click on the link to access this award)
- Concussion Guidelines

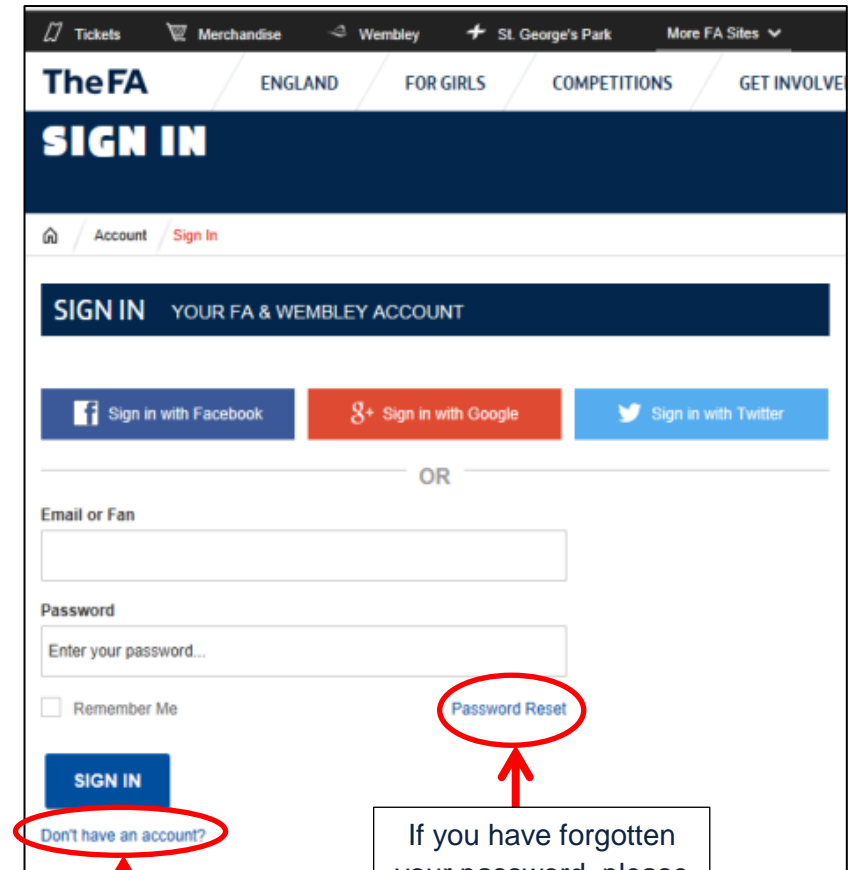
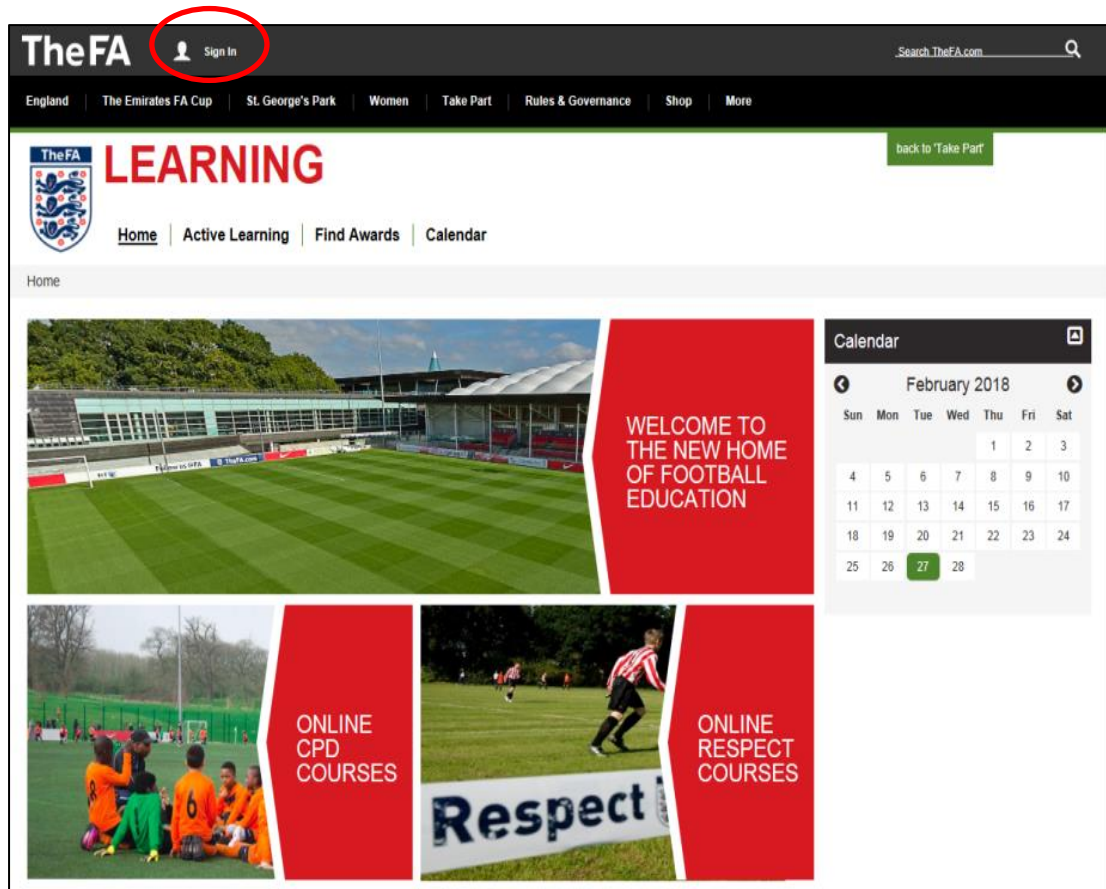
Please follow the below steps to accessing your online modules.

Step 1: Go to the FA Learning site.

<https://learning.thefa.com/>

Step 2: Sign in with FAN & Password

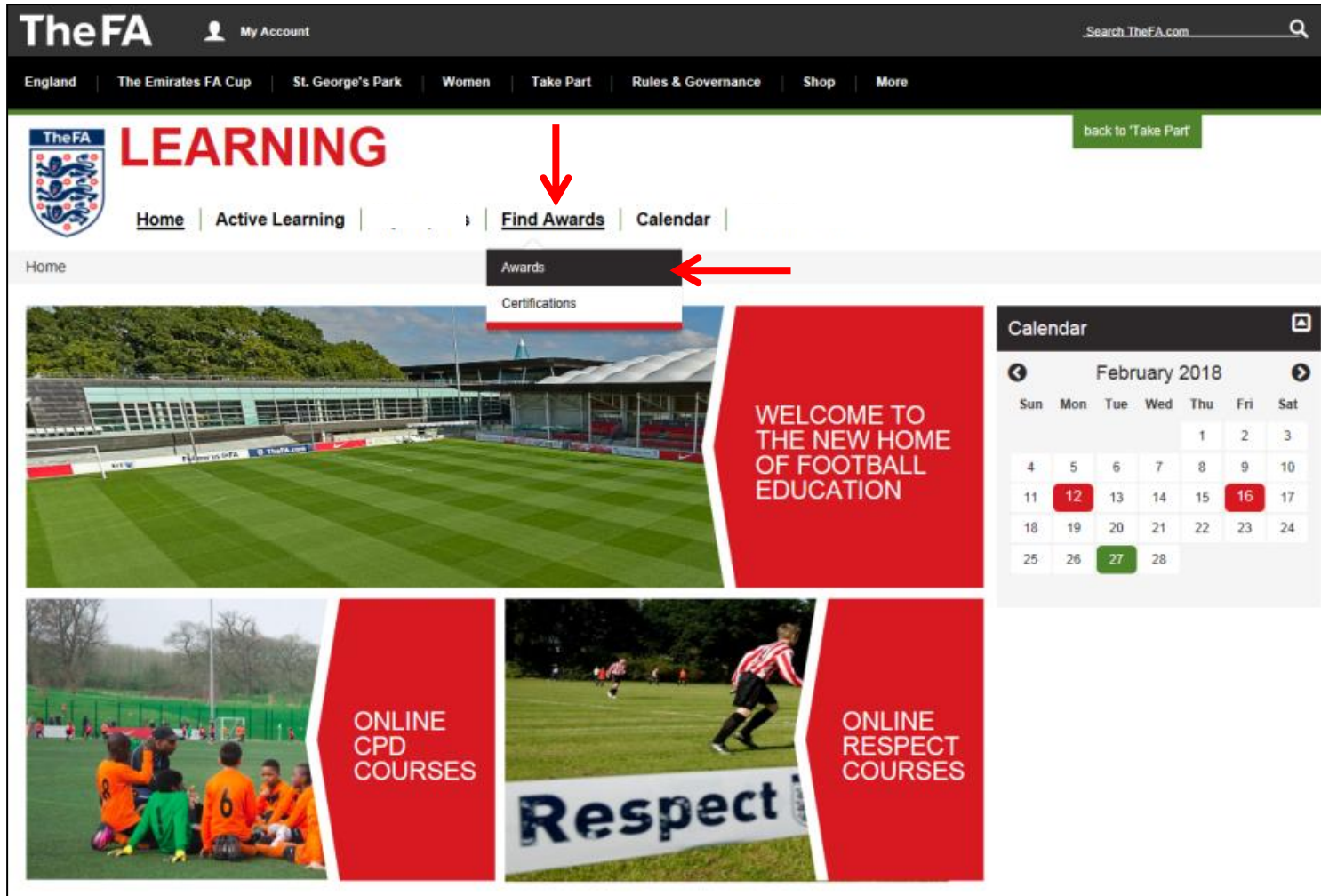
If you are unsure of your FAN please contact Alice.Weaving@HampshireFA.com.



If you do not already have an account, please click here.

If you have forgotten your password, please click here.

Step 3: Click on **Find Awards** then select **Awards** on the dropdown menu.



The screenshot shows the TheFA Learning website. At the top, there is a navigation bar with links: England, The Emirates FA Cup, St. George's Park, Women, Take Part, Rules & Governance, Shop, and More. Below this is a 'LEARNING' header with a sub-navigation bar containing Home, Active Learning, Find Awards, and Calendar. A red arrow points to the 'Find Awards' link. A dropdown menu is open under 'Find Awards', showing 'Awards' and 'Certifications'. Another red arrow points to the 'Awards' option. The main content area features a large image of a football stadium, a red banner with the text 'WELCOME TO THE NEW HOME OF FOOTBALL EDUCATION', and two smaller images with red banners: 'ONLINE CPD COURSES' and 'ONLINE RESPECT COURSES'. A calendar for February 2018 is visible on the right side.

Sun	Mon	Tue	Wed	Thu	Fri	Sat
				1	2	3
4	5	6	7	8	9	10
11	12	13	14	15	16	17
18	19	20	21	22	23	24
25	26	27	28			

Step 4: You should see a list of available awards like the screen below. Click on Sudden Cardiac Arrest and Concussion to complete the e-learning modules.

The screenshot displays the 'TheFA LEARNING' website. The top navigation bar includes 'TheFA', 'My Account', and a search bar. Below this is a secondary navigation bar with links: 'England', 'The Emirates FA Cup', 'St. George's Park', 'Women', 'Take Part', 'Rules & Governance', 'Shop', and 'More'. The main header features the 'TheFA' logo, the word 'LEARNING' in large red letters, and a 'back to 'Take Part'' button. A sub-navigation bar contains 'Home', 'Active Learning', 'Find Awards', and 'Calendar'. Below this, a breadcrumb trail reads 'Home | Award Categories'. The main content area features a large image of a footballer in a blue kit, with a red overlay text that says 'TAKE YOUR NEXT STEP'. To the right of this image is a 'Logged In User' button. Below the image is a search bar labeled 'Search awards:' with a 'GO' button. Underneath the search bar is a red 'Expand all' button. The main content area lists four award categories, each with a 'VIEW LIST OF AVAILABLE AWARDS' button: 'Coaching Pathway (5)', 'Concussion (1)', 'Sudden Cardiac Arrest (1)', and 'Goalkeeping (1)'. Two red arrows point to the 'Concussion (1)' and 'Sudden Cardiac Arrest (1)' categories.

TheFA LEARNING

England | The Emirates FA Cup | St. George's Park | Women | Take Part | Rules & Governance | Shop | More

back to 'Take Part'

Home | Active Learning | Find Awards | Calendar

Home | Award Categories

TAKE YOUR NEXT STEP

Logged In User

Search awards: GO

Expand all

Coaching Pathway (5) VIEW LIST OF AVAILABLE AWARDS

Concussion (1) VIEW LIST OF AVAILABLE AWARDS

Sudden Cardiac Arrest (1) VIEW LIST OF AVAILABLE AWARDS

Goalkeeping (1) VIEW LIST OF AVAILABLE AWARDS

Step 5: Once you have selected the online module, follow the instructions below:

Click on **View Award**.

The screenshot shows the 'The FA LEARNING' header with navigation links: Home, Active Learning, Find Awards, and Calendar. Below this is a breadcrumb trail: Home | Awards | Concussion. The main content area is titled 'THE FA'S CONCUSSION GUIDELINES' and features a red button labeled 'VIEW AWARD' with a play icon.

Click on **Access Award**. This will make the course available for you to complete.

This screenshot shows the 'The FA's Concussion Guidelines' page. It includes a table with columns for 'Course name' and 'Actions'. The 'Actions' column contains two buttons: 'ACCESS AWARD' (highlighted with a red arrow) and 'CERTIFICATE'.

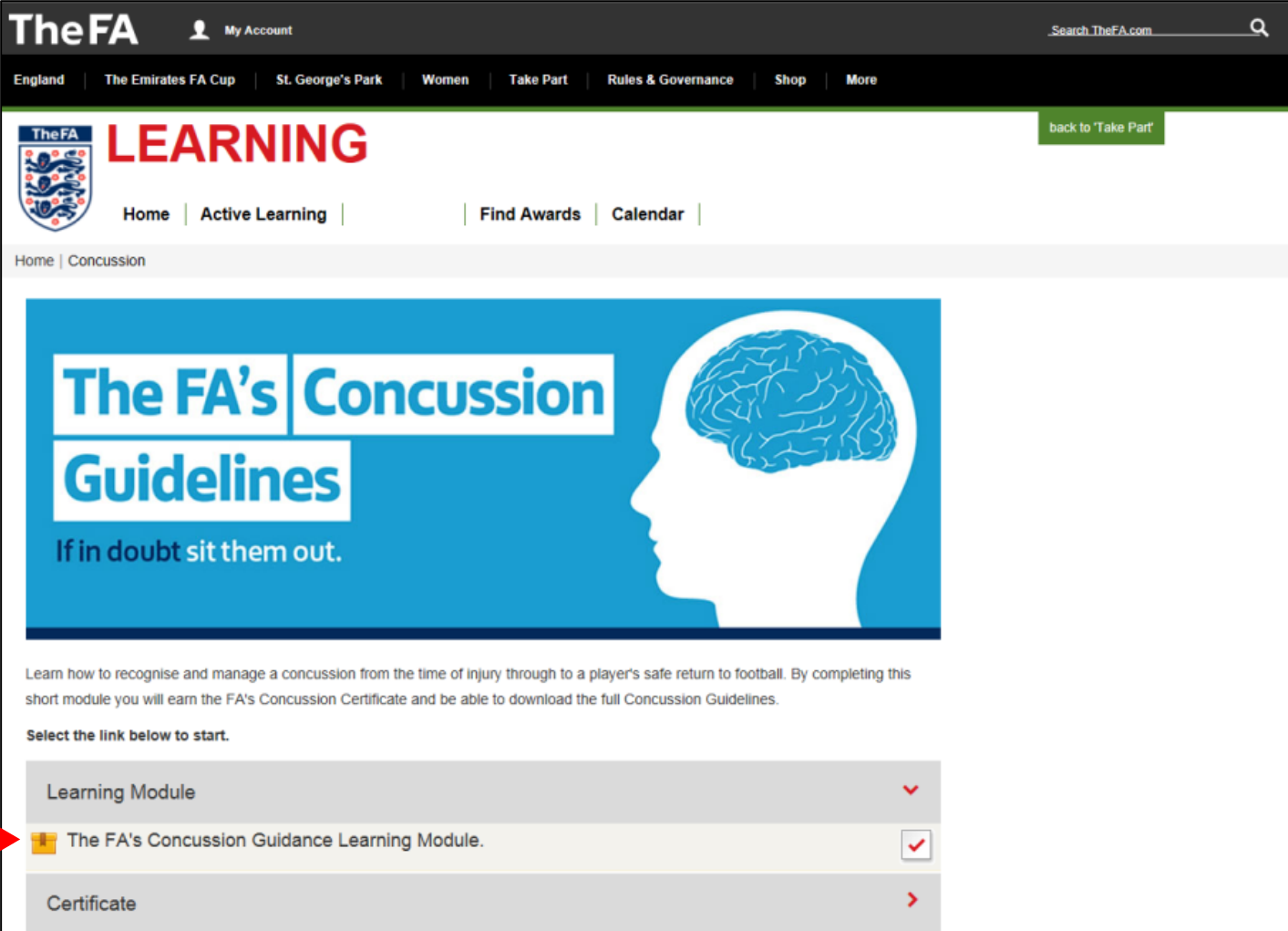
Click on **Launch Course**.

This screenshot shows the 'The FA's Concussion Guidelines' page with additional details: 'Date assigned: 04 January 2018'. The table now includes a 'Status' column. The 'Actions' column contains a 'LAUNCH COURSE' button (highlighted with a red circle and arrow) and a blue status bar.

The status bar will show **blue** once completed.

Step 6: To complete the e-learning module, click on 'Learning Module' and select **The FA's Concussion Guidance Learning Module**.

Repeat the exact same steps if completing the Sudden Cardiac Arrest Module.



The screenshot shows the 'The FA' Learning portal. The header includes 'TheFA' logo, 'My Account', and a search bar. A navigation bar lists various categories: England, The Emirates FA Cup, St. George's Park, Women, Take Part, Rules & Governance, Shop, and More. Below this, the 'LEARNING' section is active, with a 'back to Take Part' button. The main content area is titled 'The FA's Concussion Guidelines' with the tagline 'If in doubt sit them out.' and an illustration of a brain. Below the banner, a text block explains the module's purpose: 'Learn how to recognise and manage a concussion from the time of injury through to a player's safe return to football. By completing this short module you will earn the FA's Concussion Certificate and be able to download the full Concussion Guidelines.' It then instructs the user to 'Select the link below to start.' A list of three items is shown: 'Learning Module' (with a red downward arrow), 'The FA's Concussion Guidance Learning Module.' (highlighted in yellow with a red arrow pointing to it and a checkmark icon), and 'Certificate' (with a red rightward arrow).

TheFA My Account Search TheFA.com

England The Emirates FA Cup St. George's Park Women Take Part Rules & Governance Shop More

TheFA **LEARNING** back to 'Take Part'

Home Active Learning Find Awards Calendar

Home | Concussion

The FA's Concussion Guidelines

If in doubt sit them out.

Learn how to recognise and manage a concussion from the time of injury through to a player's safe return to football. By completing this short module you will earn the FA's Concussion Certificate and be able to download the full Concussion Guidelines.

Select the link below to start.

- Learning Module
- The FA's Concussion Guidance Learning Module.**
- Certificate

Step 7: Once completed make sure you print and/or save your certificate as a PDF.

The screenshot displays the The FA Learning website interface. At the top, the 'TheFA' logo is on the left, and 'My Account' with a search bar is on the right. A navigation bar below contains links for England, The Emirates FA Cup, St. George's Park, Women, Take Part, Rules & Governance, Shop, and More. The main header area features the 'TheFA LEARNING' logo and a 'back to Take Part' button. Below this, there are links for Home, Active Learning, Find Awards, and Calendar. The main content area is titled 'Home | Concussion' and shows 'Visible groups: All participants'. A message states 'Click the button below to open your certificate in a new browser window.' with a red 'GET YOUR CERTIFICATE' button. A sidebar on the left contains 'TheFA' branding and three columns of links: 'About The FA' (About The FA, History, Football Directory, Football Rules & Governance, Jobs, Contact Us), 'The FA' (England, The FA Cup, Wembley, St. George's Park, Women's Football, My Football), and 'FA Initiatives' (FA Skills, Just Play, Football for All, England School Football, Full Time, Take Part). The bottom of the sidebar includes The FA logo and copyright information: 'The Football Association © 2001 - 2015. All Rights Reserved. Terms of Use Privacy Policy Copyright Notices Cookie Policy'.

Overlaid on the right is a browser window showing the certificate page. The URL is 'https://learning.thefa.com/mod/certificate/view.php?id=1461&action=get'. The certificate itself has a background with a faint football pitch pattern. It features the 'TheFA' logo and 'For All' text. The main title is 'The FA's Concussion Guidelines'. Below this, it states 'Awarded by FA Education on: January 4, 2018' and 'Number (FAN):'. At the bottom, it says 'We certify that'. The browser window's address bar and toolbar are visible at the top of the overlay.

If you require further assistance with completing your
online modules please contact:

Alice.Weaving@HampshireFA.com



Thank you.